

**Portland Community College**



Exam Site Information for Candidates  
Western Regional Examining Board (WREB)  
2022 WREB Hygiene Examination

Portland Community College  
Vanport Building  
1810 SW 5th Ave. 3rd Floor, Portland, OR 97201  
(971) 722-4235

**Exam Site Information for Candidates**  
**2022 WREB Dental Hygiene, Local Anesthesia & Restorative Examinations**

**Table of Contents**

- 1. School Facility and Services**
  - Clinic Address, Building Access and Hours
  - Parking
  - Security and Emergency Services
  - ATM Machine
  - Food Services Onsite
  
- 2. Preparing for the Exam**
  - Patient Screening
  - Radiographs
  - Administration of Local Anesthetic – Practitioner Availability
  - Dental Operatory Units
  - Equipment, Instruments and Expendable Materials
  - Sterilization Services
  
- 3. During the Exam**
  - Infection Control (Surface Asepsis)
  - Medical Emergencies and Equipment
  
- 4. Travel and Accommodation Information**
  - Airport Information
  - Ground Transportation
  - Hotel Accommodation
  
- 5. Campus Map**
  
- 6. Clinic Floor Plan**
  
- 7. School-provided Expendable Dental Materials Appendices**

### 1. School Facility and Services

#### Location, Building Access and Hours:

Address: 1810 SW 5<sup>th</sup> Ave. Portland, OR 97201

Building/Room Vanport Building, 3<sup>rd</sup> Floor

SchoolCoordinator: Josette Beach, RDH, MS

Phone: 971-722-4235

DirectionsfromtheAirport:

**29 min** (13.5 mi) via US-30BYP W and I-5 S



[Directions](#)

Portland International Airport	
Head northwest on NE Airport Way	10 ft
Turn left	0.2 mi
Turn left	0.2 mi
Slight left onto NE Airport Way	0.7 mi
Slight right toward NE 82nd Way	187 ft
Slight right onto NE 82nd Way	0.4 mi
Turn right onto NE Alderwood Rd	0.9 mi
Turn right onto NE Columbia Blvd	0.1 mi
Turn left onto NE Cully Blvd	0.3 mi
Turn right onto US-30BYP W	4.3 mi
Take the ramp onto I-5 S	5.4 mi
Take the I-405/Interstate 405/US 26 exit on the left toward Beaverton	0.3 mi
Continue onto I-405 N	0.1 mi
Take exit 1 B for 4th Av	0.2 mi
Merge onto SW 4th Ave	0.2 mi
Turn left onto SW Montgomery St	269 ft
Turn left onto SW 5th Ave	
Destination will be on the left	98 ft
1810 SW 5th Ave, Portland, OR 97201	

Building will be open from 6:00 am to 6:00 pm on Weekdays and 6:30 am to 6:00 pm on Weekends.

**Parking:** Street and parking lots are available throughout the metro downtown area. Street parking nearest the building is \$4 for two hours. The CVS Pharmacy on 4th and Harrison charges \$10 per day for parking in their garage. Other parking lot fees vary and should be researched by the candidate. Vanport building is directly on the mass transit lines for the MAX mass transit, Trimet bus system and the city's streetcar system. More information can be found on <https://trimet.org/>

- **Security and Emergency Services:** Non-emergency phone number for Public Safety is 503-725-4407. Emergency Public Safety phone number is 503-725-4404
- **ATM Machine:** No ATM on site. One is located one block away in the CVS Store on 4th and Harrison.
- **Food Services Onsite:** No Food Service located on site. Numerous food services within a one block radius of the building

2. **Preparing for the Hygiene Exam - Important Note: Currently, due to Covid 19 restrictions, all persons entering the building must wear a mask into the building. When reaching the third floor they will sanitize their hands, change into a new clean mask that we provide, answer COVID Screening Questions, have their temperature taken and maintain six feet of distance from others when checking in and waiting for their exam to begin. Candidates must show proof of Covid 19 Vaccination or proof of religious/medical exemption.**

**The Portland Community College Dental Department cannot provide patients for candidates. Please do not call the school concerning the obtainment of patients nor ask for school confidential patient records. Recruitment of patients for the exam is entirely up to the candidate.**

- **Patient Screening:** The Clinic will be made available to candidates for screenings only in emergency situations. Please phone the Director, Josette Beach at 971 – 722-4235 to arrange for use of the clinic prior to the exam.
- **Radiographs:** Digital Radiograph Equipment is available to candidates during the exam if necessary. The Director or Floor Assistant will assist candidates who are in need of use of the radiology facilities.
- **Administration of Local Anesthetic:** Practitioner from the school is **NOT AVAILABLE** to administer local anesthesia to Candidate Patients. There are no exceptions to this policy.
- **Equipment, Instruments and Expendable Dental Materials:**

- A. **Handpiece and Prophy Angle Hookups:** Please see attachment for diagrams of handpiece attachments. PCC is unable to loan or rent school handpieces to candidates.
  - B. **Sonic/Ultrasonic Devices:** Ultrasonic scalers are not available for loan or rent.
  - C. **Air/Water Syringe Tips:** Candidates will be provided with metal air/water syringe tips for use during the exam. The candidate will return the air/water syringe tip to the sterilization room at the completion of their examination
  - D. **Blood Pressure Cuffs and Stethoscopes:** Candidates should bring their own blood pressure cuff and stethoscope. In emergency situations, PCC will have blood pressure cuffs and stethoscopes available for use.
  - E. **Expendable Materials:** Expendable dental materials supplied by the school are noted in **Section 7**. - Items not listed are the responsibility of the Candidate.
- **Sterilization Services:** Please contact the Director at 971 722-4235 if you will need items sterilized prior to the exam. During the exam, sterilization of instruments will take place for instruments/supplies **needed immediately** for examination. Otherwise, at the completion of the exam, the candidate will place instruments in sterilization pouches and "Transfer Bags" to take back to their school/office for sterilization. **Candidates retaking onsite will notify the Director or Floor Assistant that they are in need of having their instruments/supplies sterilized prior to their retake session.**
3. **Preparing for the Local Anesthesia Exam Important Note: Currently, due to Covid 19 restrictions, all persons entering the building must wear a mask into the building. When reaching the third floor they will sanitize their hands, change into a new clean mask that we provide, answer COVID Screening Questions, have their temperature taken and maintain six feet of distance from others when checking in and waiting for their exam to begin. Candidates must show proof of Covid 19 Vaccination or proof of religious/medical exemption.**
- **Equipment, Instruments and Expendable Dental Materials:** Refer to the respective WREB Candidate Guide for a list of materials and armamentarium that the Candidate must provide.
    - A. **Air/Water Syringe Tips:** Candidates will be provided with metal air/water syringe tips for use during the exam. The candidate will return the air/water syringe tip to the sterilization room at the completion of their examination
    - B. **Expendable Materials:** Expendable dental materials supplied by the school are noted in **Section 7**. Items not listed are responsibility of the Candidate.
  - **Sterilization Services:** Please contact the Director at 971 722-4235 if you will need items sterilized prior to the exam. During the exam, sterilization of instruments will take place for instruments/supplies **needed immediately** for examination.

Otherwise, at the completion of the exam, the candidate will place instruments in sterilization pouches and "Transfer Bags" to take back to their school/office for sterilization

Candidates retaking onsite will notify the Director or Floor Assistant that they are in need of having their instruments/supplies sterilized prior to their retake session.

4. Preparing for the Restorative Exam: **Important Note:** Currently, due to Covid 19 restrictions, all persons entering the building must wear a mask into the building. When reaching the third floor they will sanitize their hands, change into a new clean mask that we provide, answer COVID Screening Questions, have their temperature taken and maintain six feet of distance from others when checking in and waiting for their exam to begin. Candidates must show proof of Covid 19 Vaccination or proof of religious/medical exemption.

**Equipment, Instruments and Expendable Dental Materials:** Refer to the respective WREB Candidate Guide for a list of materials and armamentarium that the Candidate must provide.

**Handpiece and Prophy Angle Hookups:** Please see attachment for diagrams of handpiece attachments. [PCCisunabletoloanorrenschoolhandpiecestocandidates.](#)

**Air/Water Syringe Tips:** Candidates will be provided with metal air/water syringe tips for use during the exam. The candidate will return the air/water syringe tip to the sterilization room at the completion of their examination

**Curing Lights:** Candidates **must bring their own curing lights** for use during the restorative exam.

**Expendable Materials:** Expendable dental materials supplied by the school are noted in **Section 7**. Items not listed are responsibility of Candidate.

#### During the Clinical Exam

**Dental Operatory Units:** Please see attachment for diagrams of Dental Operatory Units

- **Infection Control (Surface Asepsis):**
  - Disinfectant wipes are used for all touch surfaces except the chair leather. To clean the chair leather, use a paper towel with warm soapy water. Rinse with a paper towel with water and dry.
  - Barriers are used over touch surfaces in the following manner:
    - Barrier sleeves: Light handles, bracket table arm, air/water syringe, saliva ejector/High speed suction
    - Barrier Tape: Operator Chair, Chair Key Pad, Operator Chair Levers
    - Chair Rest Cover: Over patient head rest/back of patient chair.
- A. **Hazardous Waste Disposal (exam-type specific):**
  - **Hygiene:** Procedure for disposal of blood/saliva-soaked waste – place in red biohazard bag at unit. Dispose of red biohazard bag at completion of exam in container at sterilizing room window. Sharps are disposed of in sharps containers at each chairside sink
  - **Local Anesthesia:** Procedure for disposal of blood/saliva-soaked waste - place in red biohazard bag at unit. Dispose of red biohazard bag at completion of

the exam in container at sterilizing room window. All sharps are disposed of in sharps containers at each chairside sink whether used or unused.

**Restorative:** Procedure for disposal of amalgam scraps – Amalgam scrap containers are available at each bay for disposal of amalgam scrap.

**B. Sharps Disposal:** Sharps containers are located at each chairside sink. Needles, anesthetic carpules (whether used or unused), burs and metal matrix bands should be disposed of in sharps containers.

- **Emergency Medical Equipment:** Emergency Equipment is located in the clinic. Please refer to the attached floor plan for location. The location will also be shown during the clinic tour. Inform the floor assistant and/or the Chief Examiner if you or your patient is experiencing an emergency. To access emergency personnel, call public safety at EMS: 911. Give address 1810 SW 5<sup>th</sup> Ave, 3<sup>rd</sup> Floor.

### **C. Travel and Accommodation Information**

**Airport Information:** Portland International Airport (PDX)

The airport is 13.5 miles from the Vanport Bldg. (1810 SW 5th Ave. Portland, OR 97201, Third Floor.

**Ground Transportation:** Public Trimet/MAX transportation is available from the airport into downtown Portland. <https://trimet.org/>

- **Hotel Accommodations:**

Radisson Red  
1455 SW Broadway  
Portland, OR 97201  
503-755-5457

The Heathman Hotel  
1001 SW Broadway  
Portland, OR 97205  
503-241-4100

The Duniway Portland  
A Hilton Hotel  
545 SW Taylor St  
Portland, OR 97204  
503-553-7000

Kimpton RiverPlace Hotel  
1510 S Harbor Way  
Portland, OR 97201  
503-228-3233

Portland Marriott  
Downtown  
1401 SW Naito Pkwy  
Portland, OR 97201  
844-262-7763

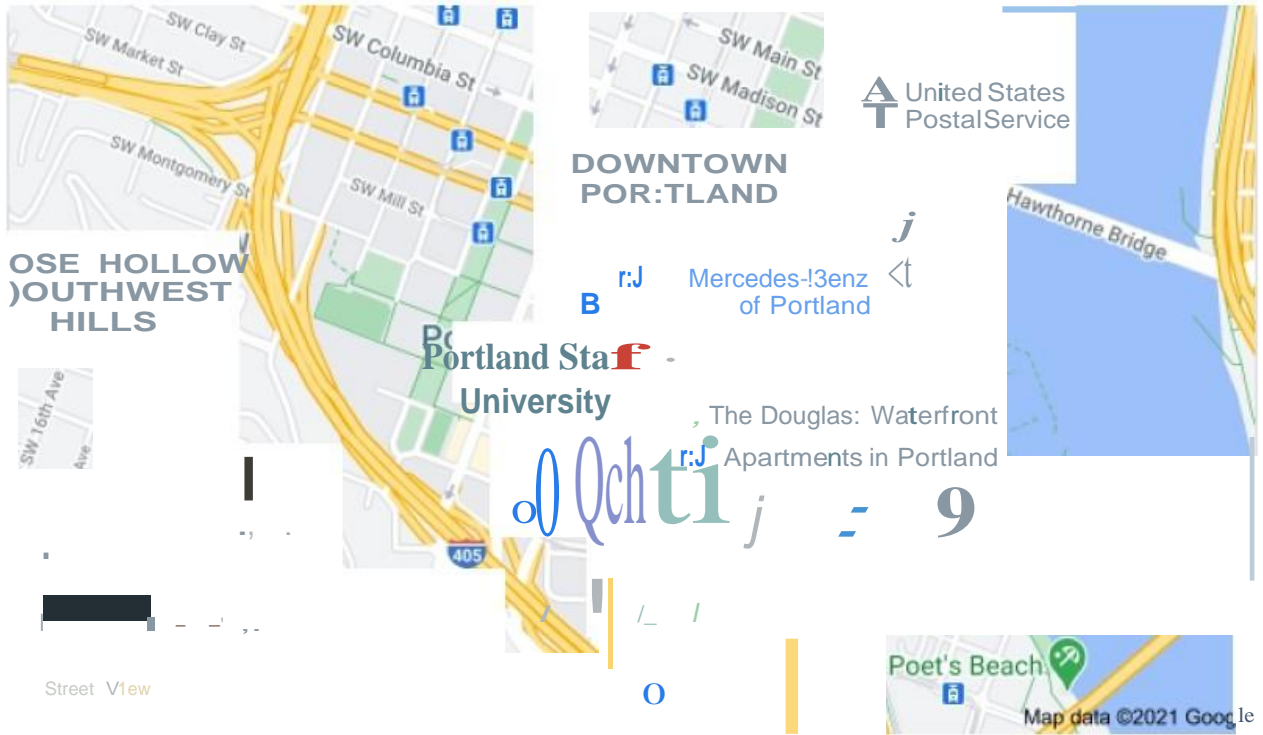
AC Hotel by Marriott Portland  
Downtown, Oregon  
888 SW Third Avenue  
Portland, OR 97204  
503-223-2100

### **D. Maps –**

- **Location Map:** Please see the following map and photos of location of building in downtown Portland and the exterior view of the building.



- **Clinic Floor Plan:** Please see the attachment for floor plan of the clinic. The patient and candidate waiting area will be on the third floor in Room 321.





Top arrow= Examiner Clinic. Bottom arrow= Candidate Clinic.

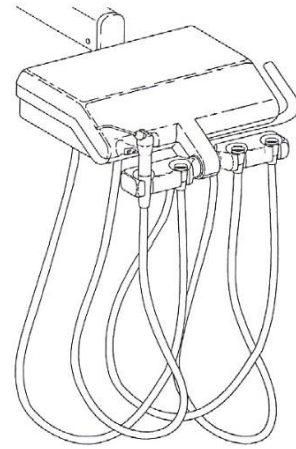
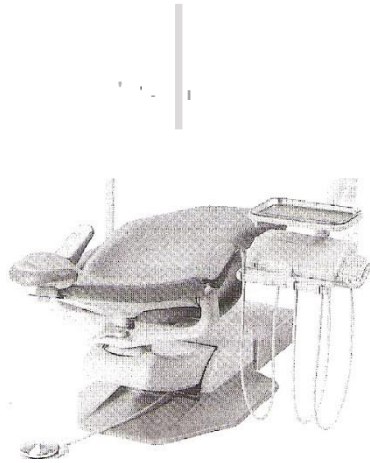
## Expendable Dental Materials Appendices

<b>APPENDIX A – Expendable Dental Hygiene Materials List</b>		
<b>Provided by Exam Site Host (School)</b>		
<b>To be provided in sufficient quantities for all Dental Hygiene Candidates</b>		
2x2 gauze squares	Cotton-tip applicators	Patient bib clips, disposable
Air/water syringe tips	Drinking cups	Patient napkins/bibs
Antimicrobial mouthwash	Face masks (Level 1 and 3 only)	Prophy paste
Anesthetic(s)	Facial tissue	Sanitizing materials
<ul style="list-style-type: none"> <li>• Local anesthetic(s) with and without vasoconstrictors</li> </ul>	Gloves	Soap
<ul style="list-style-type: none"> <li>• Topical anesthetic(s)</li> </ul>	<ul style="list-style-type: none"> <li>• Gloves, nonlatex (XS, S,M,L,XL)</li> </ul>	Standard saliva ejectors
Autoclave bags, small	<ul style="list-style-type: none"> <li>• Over Gloves</li> </ul>	Surface disinfectant
Autoclave bags, medium	Headrest covers	Needles long and short
Autoclave tape	Instrument trays, disposable	Tray covers
Barrier covers/tape	Paper towels	Trash bags

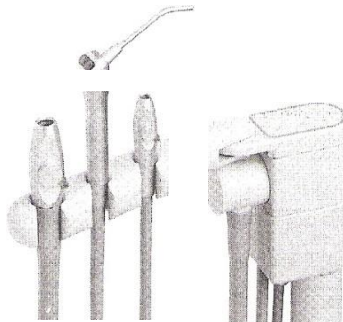
<b>APPENDIX B – Expendable Local Anesthesia Materials List</b>		
<b>Provided by Exam Site Host (School)</b>		
<b>To be provided in sufficient quantities for all Local Anesthesia Candidates</b>		
2x2 gauze squares	Cotton-tip applicators	Patient bib clips, disposable
Air/water syringe tips	Drinking cups	Patient napkins/bibs
Antimicrobial mouthwash	Face masks (Level 1 and 3 only)	Sanitizing materials
Anesthetic(s)	Facial tissue	Soap
<ul style="list-style-type: none"> <li>• Local anesthetic(s) with and without vasoconstrictors</li> </ul>	Gloves	Standard saliva ejectors
<ul style="list-style-type: none"> <li>• Topical anesthetic(s)</li> </ul>	<ul style="list-style-type: none"> <li>• Gloves, nonlatex (XS, S,M,L,XL)</li> </ul>	Surface disinfectant
Autoclave bags, small	<ul style="list-style-type: none"> <li>• Overgloves</li> </ul>	Needles long and short
Autoclave bags, medium	Headrest covers	Tray covers
Autoclave tape	Instrument trays, disposable	Trash bags
Barrier covers/tape	Paper towels	

<b>APPENDIX C – Expendable Restorative Materials List</b>		
<b>Provided by Exam Site Host (School)</b>		
<b>To be provided in sufficient quantities for all Restorative Candidates</b>		
2x2 gauze squares	Face masks	Rod posts (mounting Typodont)
Air syringe tips	Gloves	Soap
Amalgamator/Triturator	<ul style="list-style-type: none"> <li>• Gloves, nonlatex (S,M,L,XL)</li> </ul>	Surface disinfectant
Amalgam scrap container(s)	Instrument trays, disposable	Tray covers
Barrier covers/tape	Paper towels	Trash bags
Cotton-tip applicators	Sanitizing materials	


### Example of PCC Dental Units



**Cascade Handpiece Delivery System**  
(Traditional-style Control Head with Unitized Holders)



Radius 7115 Assistant's Instrumentation  
3-position holder with touchpad



Close-up view of chair touchpad  
standard on Radius 7115

### Handpiece Gaskets



5-hole



6-pin

