

# Carrington College



Exam Site Information for Candidates  
Western Regional Examining Board (WREB)  
2021 WREB Hygiene Examination

Carrington College Boise  
1200 N. Liberty St., Boise, ID 83704  
(208) 947-6821

**Exam Site Information for Candidates**  
**2020 WREB Dental Hygiene, Local Anesthesia & Restorative Examinations**

**Table of Contents**

**1. School Facility and Services**

- Clinic Address, Building Access and Hours
- Parking
- Security and Emergency Services
- ATM Machine
- Food Services Onsite

**2. Preparing for the Exam**

- Patient Screening
- Radiographs
- Administration of Local Anesthetic – Practitioner Availability
- Dental Operatory Units
- Equipment, Instruments and Expendable Materials
- Sterilization Services

**3. During the Exam**

- Infection Control (Surface Asepsis)
- Medical Emergencies and Equipment

**4. Travel and Lodging Information**

- Airport Information
- Ground Transportation
- Hotel Accommodation

**5. Campus Map**

**6. Clinic Floor Plan**

**7. Required School-provided Expendable Dental Materials Appendices**

## 1. School Facility and Services

- **Location, Building Access and Hours:**

- Dental hygiene **CLINIC** address: 1200 N. Liberty St., Boise ID 83704. Clinic Phone: 208.947.6821, School Coordinator: Regina Snyder: 208.353.2889.

- **Directions to Clinic:**

- Directions from the airport: take I-84 west bound, go 2 miles and take exit I-184 (downtown exit), traveling on I-184 go 1.5 miles and take Curtis exit, at stoplight (which is Curtis) turn left, go to second traffic light (which is Fairview) turn left, go .5 mile to next traffic light and turn left (this is Liberty St.), go two blocks and the campus is on the left.
- Directions for I-84 east bound: take exit I-184 (downtown exit), traveling on I-184 go 2 miles and take Curtis exit, at stoplight (which is Curtis) turn left, go to second traffic light (which is Fairview) turn left, go .5 miles to next traffic light and turn left (this is Liberty St.), go two blocks and the campus is on the left.
- Directions for I-84 west bound: take exit I-184 (downtown exit), traveling on I-184 go 1.5 miles and take the Curtis exit, at stoplight (which is Curtis) turn left, go to second traffic light (which is Fairview) turn left, go .5 miles to next traffic light and turn left (this is Liberty St.), go two blocks and the campus is on the left.
- The building will be open 6:00am-6:00pm daily for duration of exam.

- **Parking:** Parking is free, and available on and around the campus.

- **Security and Emergency Services:** Security is available and easily accessed at all times during the WREB examination via 9-1-1. Onsite emergencies will be managed in accordance with standard emergency management protocol until emergency medical services arrive on scene. Oxygen and a medical emergency kit are located on the clinic floor. AED is located on the wall in the hallway between the clinic and sterilization.

- **ATM Machine:** Not available on campus.

- **Food Services Onsite:** Food and beverage vending machines are available in the open area outside of the dental hygiene clinic.

## 2. Preparing for the Exams

- a. **Hygiene Exam**

- **Patient Screening:** Due to liability and licensing laws, there will be NO facility available for screening for out of town candidates prior to the WREB exam.
- **Radiographs:** Candidates have access to a digital x-ray machine; phosphor plates with a digital scanner, and direct digital sensors are both available. No conventional x-rays or equipment are available. There is no fee for use of radiographic equipment.
  - Radiographs may be taken and processed by the Candidate or by school personnel (e.g. School Coordinator, assistant, or other experienced school personnel.). There will be no fees associated with school personnel assistance with x-rays.

- **Administration of Local Anesthetic:**
  - A. Practitioner(s) from the school is **NOT AVAILABLE** to administer local anesthesia to Candidate Patients. There are no exceptions to this policy.
- **Equipment, Instruments and Expendable Dental Materials:** Refer to the respective WREB Candidate Guide for a list of materials and armamentarium that the Candidate must provide.
  - A. **Handpiece and Propy Angle Hookups:** The hookup is a standard 4 hole connect. Handpieces and/or prophy angles are not available for rent from the school.
  - B. **Sonic/Ultrasonic Devices:** All operatories are equipped with hookups for ultrasonic devices. There are quick disconnects for the water, and a 110-volt out with a standard plug. There are no ultrasonic units available for rent from the school. **\*\*Note:** due to the COVID pandemic – ultrasonic use is currently **NOT allowed** during clinical examinations. This policy will be updated with candidates closer to the exam date if/when the policy changes.
  - C. **Air/Water Syringe Tips:** Disposable air/water tips are available for candidate use – these are provided under the school use fee.
  - D. **Blood Pressure Cuffs and Stethoscopes:** Blood pressure cuffs and stethoscopes are not available for candidate use.
  - E. **Expendable Materials:** Expendable dental materials supplied by the school are noted in **Appendix A**. (items not listed are responsibility of Candidate).
- **Sterilization Services:** Sterilization services are available for the entirety of the exam. Specific timeframes for completions of sterilization are not guaranteed, and Carrington is not responsible for lost or damaged items. **Candidates retaking onsite will need their instruments sterilized prior to retake.**
- b. **Local Anesthesia Exam, if applicable**
  - **Equipment, Instruments and Expendable Dental Materials:** Refer to the respective WREB Candidate Guide for a list of materials and armamentarium that the Candidate must provide.
    - A. **Air/Water Syringe Tips:** Disposable air/water syringe tips are available and are provided under the school use fee.
    - B. **Expendable Materials:** Expendable dental materials supplied by the school are noted in **Appendix B**. (items not listed are responsibility of Candidate).
  - **Sterilization Services:** Sterilization services are available for the entirety of the exam. Specific timeframes for completion of sterilization are not guaranteed, and Carrington is not responsible for lost or damaged items. **Candidates retaking onsite will need their instruments sterilized prior to retake.**

c. **Restorative Exam**, if applicable

- **Not available at this site.**

3. **During the Clinical Exam**

- **Dental Operatory Units:** Dansereau, Model: DHP.
- **Infection Control (Surface Asepsis):** There are a variety of plastic disposable barriers available for candidate use. Discide wipes (or equivalent) are available for disinfection of counter tops and dental equipment.

**A. Hazardous Waste Disposal (exam-type specific):**

- **Hygiene:** Blood/saliva soaked waste should be placed in available biohazard bags at each workstation, and disposed of in designated biohazard bins located in the clinic lab, and on the clinic floor.
- **Local Anesthesia:** Blood/saliva-soaked waste should be placed in available biohazard bags at each workstation, and disposed of in designated biohazard bins located in the clinic lab, and on the clinic floor.

**B. Sharps Disposal:** Sharps containers are located on each countertop in the clinic. All sharps and anesthetic cartridges should be disposed of in receptacle closest to the candidate's working area.

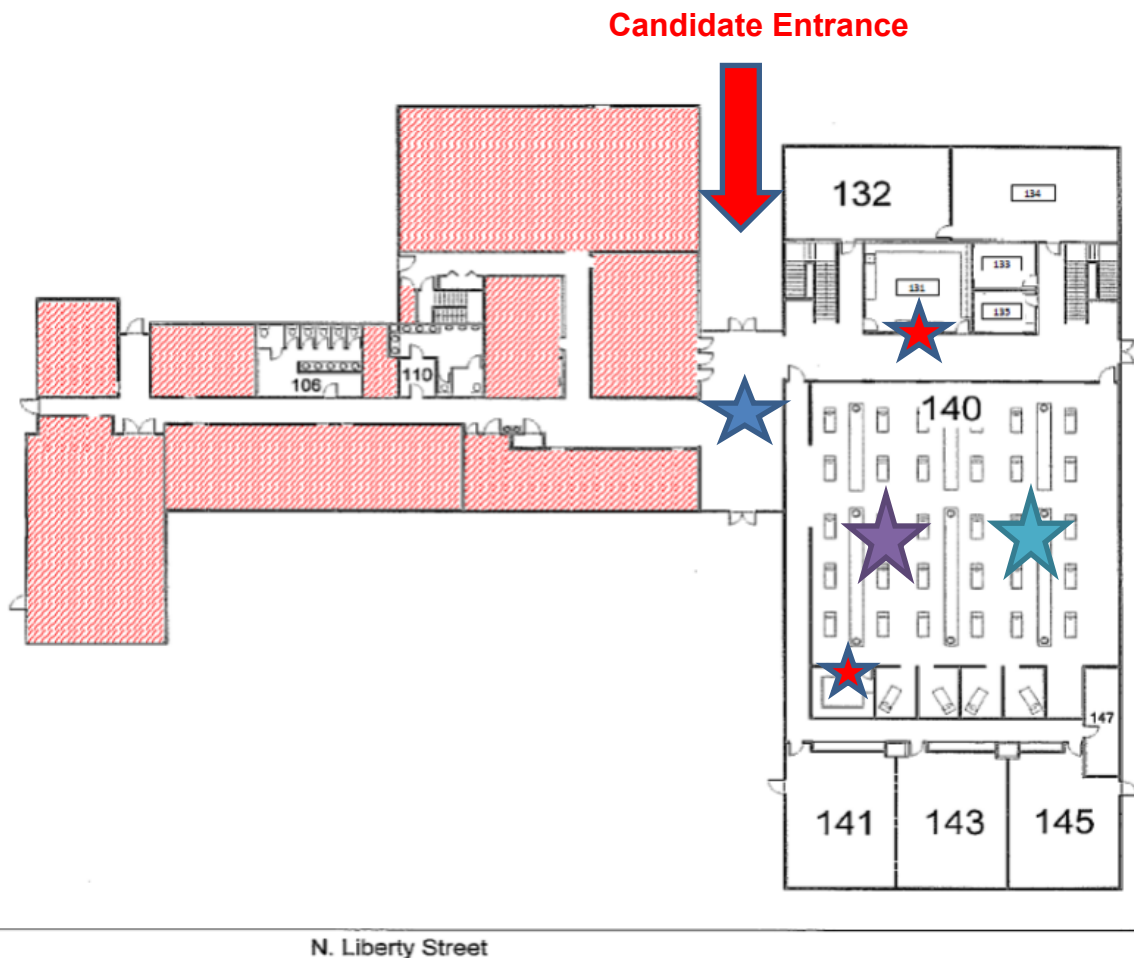
- **Emergency Medical Equipment:** Oxygen and a medical emergency kit are located on the clinic floor. An AED is located on the wall in the hallway between the clinic and the sterilization area door. Ice packs are stored in the refrigerator in the sterilization room but will be available on the clinic floor during exam times. Emergency medical services can be contacted by dialing 9-1-1. In case of medical emergency please notify school coordinator as soon as reasonably possible.



4. **Travel and Lodging Information**



- **Airport Information:** Boise International Airport, 3201 W Airport Way, Boise ID.
- **Ground Transportation:** Ground transportation services for the Boise Airport are located on the lower level roadway outside of the baggage claim area. Cross to the median and look for the color-coded curbs.
  - **Taxis** – Black curb
  - **Courtesy Shuttles** – Green curb
  - **Paid Shuttles** – Blue curb
  - **Buses** – Purple curb
    - **Courtesy Shuttles:**
      - **Hotel Shuttles:** Some area hotels offer courtesy shuttle services to/from the Boise Airport. These shuttle will pick up at the green curb.
      - **Economy Lot Parking Shuttle:** While operating, this shuttle will pick passengers up at the green curb.
    - **Paid Shuttles:**
      - **Salt Lake Express:** 1.800.356.9796
    - **Buses:**
      - **Valley Ride:** 208.846.8547
        - Regional public transportation authority for Ada and Canyon counties. Schedules and maps are located near the first-floor rotunda elevator.
      - **Greyhound:** 208.343.3681
        - 1212 W. Bannock St., Boise ID

- **Hotel Accommodations:**
  - Candlewood Suites Boise – Towne Square
    - 700 N. Cole Rd, Boise
    - 208.322.4300
  - Residence Inn by Boise Marriott Boise West
    - 7303 W. Denton St., Boise
    - 208.385.9000
  - La Quinta Inn & Suites Boise Towne Square
    - 7965 W. Emerald St., Boise
    - 208.378.7000
  - Hyatt Place Boise Towne Square
    - 925 N. Milwaukee St., Boise
    - 208.375.1200
  - Oxford Suites Boise
    - 1426 S. Entertainment Ave., Boise
    - 208.322.8000

5. **Campus Map:** North Building
6. **Clinic Floor Plan:** North Building



-  Candidate Clinic
-  Candidate/Patient waiting area

-  Emergency Equipment
-  Examiner Grading Area

## Required School-provided Expendable Dental Materials Appendices

<b>APPENDIX A – Expendable Dental Hygiene Materials List</b> <b>Provided by Exam Site Host (School)</b> <b>To be provided in sufficient quantities for all Dental Hygiene Candidates</b>		
2x2 gauze squares	Cotton-tip applicators	Patient bib clips, disposable
Air/water syringe tips	Drinking cups	Patient napkins/bibs
Antimicrobial mouthwash	Face masks	Prophy paste
Anesthetic(s)	Facial tissue	Sanitizing materials
<ul style="list-style-type: none"> <li>Local anesthetic(s) Lidocaine, Carbocaine, Articaine.</li> </ul>	Gloves	Soap
<ul style="list-style-type: none"> <li>Topical anesthetic(s)</li> </ul>	<ul style="list-style-type: none"> <li>Gloves, nonlatex (S,M,L,XL)</li> </ul>	Standard saliva ejectors
Autoclave bags, small	<ul style="list-style-type: none"> <li>Overgloves</li> </ul>	Surface disinfectant
Autoclave bags, medium	Headrest covers	Syringe Needles (long & short)
Autoclave tape	Instrument trays, disposable	Tray covers
Barrier covers/tape	Paper towels	Trash bags

<b>APPENDIX B – Expendable Local Anesthesia Materials List</b> <b>Provided by Exam Site Host (School)</b> <b>To be provided in sufficient quantities for all Local Anesthesia Candidates</b>		
2x2 gauze squares	Cotton-tip applicators	Patient bib clips, disposable
Air/water syringe tips	Drinking cups	Patient napkins/bibs
Antimicrobial mouthwash	Face masks	Sanitizing materials
Anesthetic(s)	Facial tissue	Soap
<ul style="list-style-type: none"> <li>Local anesthetic(s) Lidocaine, Carbocaine</li> </ul>	Gloves	Standard saliva ejectors
<ul style="list-style-type: none"> <li>Topical anesthetic(s)</li> </ul>	<ul style="list-style-type: none"> <li>Gloves, nonlatex (S, M,L,XL)</li> </ul>	Surface disinfectant
Autoclave bags, small	<ul style="list-style-type: none"> <li>Overgloves</li> </ul>	Syringe Needles (long & short)
Autoclave bags, medium	Headrest covers	Tray covers
Autoclave tape	Instrument trays, disposable	Trash bags
Barrier covers/tape	Paper towels	