

Texas A&M College of Dentistry



Exam Site Information for Candidates
Western Regional Examining Board (WREB)
2020 WREB Hygiene Exam
April 24-27, 2020

Texas A&M College of Dentistry
Clinic Building
3000 Gaston Ave.
Dallas, Texas 75226

Hygiene Orientation Room 423
Angela Hickman – School Coordinator
ahickman@tamu.edu

Table of Contents

	<u>Page #</u>
School Facility and Services	
• Building Access and Hours	3
• Parking	3
• Registration and Identification Badges	3
• ATM Machine	3
• Food Service	3
• Security	3
Preparing for the Exam	
• Patient Screening	4
• Radiographs	4
• Administering of Anesthetic	4
• Cubicles (Operatories)	5
• Equipment, Instruments and Materials	5
• Sterilization	5
During the Exam	
• Infection Control	6
• Medical Emergencies	7
Travel and Housing Arrangements	
• Airport Information	8
• Ground Transportation To/From Airports	8
• Housing	9
Appendices	
• Exam Room Assignments	10
• Dental Supplies	11
• Campus Map	12
• Floor Plans	13-15

Welcome to the Texas A&M College of Dentistry.

This handbook has been prepared to assist dental hygiene candidates for the Western Regional Examination Board Exam (WREB), in hopes that it will make your time with us as smooth as possible. If additional information is needed after reading this handbook, please email your questions to ahickman@tamu.edu

COLLEGE OF DENTISTRY FACILITY AND SERVICES

1. Building and Access Hours

We are located at 3000 Gaston Avenue, Dallas Texas, 75226, corner of CBD- Fair Park Link and Gaston Ave. The Clinic building will be open from 6:00 a.m. to 6:00 p.m. during the Western Regional Board Examination, unless otherwise requested by the examiners.

2. Parking

3. The clinic building has a parking garage on the first, second and three floors, there is a fee for parking. Overflow lots are also available. You can park in the garage next to Home2Suites by Hilton on Gaston Ave. across from the dental school main building, 3302 Gaston Ave. Also, there is public parking on Hall Street near both buildings. You must be certain to pay as soon as you park. **The owners of the private lots will put a boot on your vehicle and then charge you \$130 plus tax to remove the boot.** So please be prepared to pay for parking. There are also pay as you park hospital lots within walking distance from the dental school.

4. Registration and Identification Badges

Numbered badges will be issued to candidates by WREB during candidate orientation and will serve as an I.D. throughout the examination. The badge must be worn at all times while in the building. Badges must be turned in at the completion of the examination as part of the check-out procedure with the Western Regional Examining Board.

5. ATM Machines

There are no ATM's located in the Main building or the Clinic building of the dental schools. ATM machines are located at Baylor Scott and White Hospital.

6. Food Service

There are vending machines located in the basement of the dental school main building. Baylor Hospital, adjacent to the dental college main building, 3302 Gaston Ave, has a full-service cafeteria in the basement of the hospital that is open from 6:30 a.m. until 8:30 p.m. There are a few restaurants across the street from the dental schools main building.

7. Security

Access campus security by calling 214-828-8335 or the Dallas Emergency Management at 911.

PREPARING FOR THE EXAM

1. Patient Screening

College of Dentistry **cannot** provide patients for candidates. Candidates should not ask the school for patients or patient records. All candidates may use the dental school to screen patients, including use of radiology facilities. It is recommended that candidates have radiographs taken before arriving at Texas A & M College of Dentistry if possible; however, screenings can be performed in the school's Oral Diagnosis clinic on the first floor. Come to room 404 for help.

“PATIENT BROKERING, I.E. THE SELLING OF PATIENTS, WILL NOT BE TOLERATED UNDER ANY CIRCUMSTANCES WITHIN THE COLLEGE OF DENTISTRY AND/OR ON THE PREMISES. VIOLATION OF THIS RULE WILL RESULT IN IMMEDIATE REMOVAL FROM THE CAMPUS.”

2. Radiographs

Any radiographs obtained on a potential patient require the authorization of a faculty member assigned to the area. *ALL SCHOOL RADIOLOGY IS DIGITAL and can be printed out for you. There is a usage fee of \$30 per patient for them to be printed.* If you would like to use the digital radiographs, you will need to come to room 404 prior to going to Radiology. Radiology will be available during the same hours as screening and also during the Board exam. Screening and radiology will be permitted between the hours of 10:00 a.m. until Noon and from 1:00 p.m. until 3:30 p.m. from Monday, April 20th through Friday, April 24th. Candidates using the Radiology Clinic/all clinics are required to follow the infection control policy of Texas A & M College of Dentistry and to wear proper clinic attire. Use of cubicles for taking radiographs must be scheduled by a Radiology staff member and will be on a space available basis.

3. Administering of Anesthetic

Licensed faculty will be available to administer local anesthetic to your patients. There is no charge to the candidate for this service. Since there may be a shortage of anesthetic syringes, please bring your own if you have access to one.

4. Dental Operatory Units

Each candidate will be assigned a numbered operatory in the clinic by the WREB which will correspond to the applicants numbered I.D. badge issued at orientation. Each operatory unit is equipped with (1) dental chair (ADEC), (1) delivery unit (ADEC), (1) operator stool, and (1) assistant stool. Any equipment malfunctions need to be reported to the dispensary window. Candidates will be allowed to move in to assigned operatory units at a time to be determined by WREB. Please note cabinets in cubicles are not available for storage.

5. Equipment, Instruments and Materials

Items supplied by the school are listed in the supplements at the end of this handbook. Any equipment or supplies on loan/rental to candidates must be returned prior to checkout.

a. Hand pieces

All A-Dec dental chairs are equipped to use with:

BienAir electric hand pieces

RQ-24 couplers (six hole) for W&H high speed hand pieces

RQ-04 Roto-Quick couplers (four hole) for W&H slow speed Hand pieces.



c. Ultrasonic Scalers

All dental units have quick-connect water sources for use with ultrasonic scalers.



d. Blood Pressure Cuffs and Stethoscopes

Blood pressure cuffs and stethoscopes are available for Candidate use at each unit.

6. Sterilization

Instruments that belong to you should be properly cleaned, dried, bagged and marked with appropriate candidate I.D. # and name. Turned into central sterilization, room 547. Sterilization time is a minimum of 3 hours. You can pick up your instruments from central sterilization, room 543.

Sterilization services are available between 8:00 a.m. and 5:00 p.m. As stated above, there is a minimum turnaround time of 3 hours for personally owned items.

During the Board

1. Infection Control

a. Surface Asepsis

- Handles of the unit light, x-ray heads, light cure units and air-water syringes must be covered with clear plastic bags (provided).
- The dental unit and counter tops should be disinfected with Cavicide.
- The patient chair should be covered with plastic bags (provided). **Do not use Cavicide on the patient chair.**
- Disposable plastic over-gloves are available at each unit.

b. Personal Protective Equipment

- Appropriate clothing is required (Scrubs, no open toed shoes)
- Disposable gowns, gloves, masks are provided and located in the clinic.
- Candidates are to provide their own OSHA-acceptable protective glasses. The school will provide protective glasses for patients on a “loan” basis.
- Antiseptic soap is available at sinks in clinic.

c. Hazardous Waste

Any blood/saliva-soaked waste is considered hazardous and must be disposed of in biohazard bags and biohazard trash receptacles located throughout clinic. Biohazard bags may be attached to the sides of the bracket tray. At the end of each session, bags should be sealed with tape and placed in biohazard waste containers (red) which are located throughout the clinic.

d. Sharps Disposal

All needles, anesthetic cartridges, blades and any other potential sharps are to be placed in the red plastic sharps containers located in the clinic.

2. Medical Emergencies

In order to alert emergency personnel to a medical emergency and not unduly alarm the patient population, the following protocol must be followed upon discovering a serious medical emergency:

- a. The patient will remain in the care of the candidate or person discovering the problem. The patient must not be left alone. The assistant or responsible person will be sent to report the problem to the Floor Examiner.
- b. The Floor Examiner will make a judgment as to whether a “coded” emergency exists.

1. The assistant will be sent to the dispensary for emergency kit and a request that the dispensary place an immediate call for emergency personnel. If a “coded” emergency has been declared, dispensary personnel will immediately call 911.
- c. In all possible emergencies:
- Place the patient in a supine position, if unconscious
 - Assess consciousness and responsiveness
 - Check airway, assist respiration if indicated
 - Check pulse; be prepared to perform CPR if indicated.
- d. The examiner assumes responsibility for resuscitative procedure and the administration of emergency drugs until relieved by other personnel.

Travel and Housing Arrangements

1. Airline and Airport Information

Dallas is served by two airports: DFW International Airport and Love Field Airport. Depending on origination, candidates may find flights into both airports and should inquire when booking reservations.

2. Ground Transportation To/From Airports

In non-rush hour periods, expect a minimum drive time of approximately 30 to 45 minutes from DFW airport and approximately 20 to 30 minutes from Love Field airport.

- Shuttle is available to and from both airports.
 - Super Shuttle – (800) 258-3826
- Taxicab services are available to and from airports, hotels and dental school. Some of the taxi services are listed below:
 - Allied Taxi - 214-654-4444
 - Cowboy Cab - 214-428-0202
 - Yellow Cab – 214-426-6262
- Rental car services are available at both airports. Listed below are just a few available:
 - Advantage Rent A Car – 800-777-5500
 - Avis Rent A Car – 972-574-4130
 - Enterprise Rent A Car – 972-586-1100
 - Hertz Rent a Car – 972-453-4600

Directions for Driving from Airports:

- **From Love Field:** Start out going Southeast on Cedar Springs Road toward Aviation Pl., turn left onto West Mockingbird Ln., turn right onto Lemmon Ave., turn right onto N. Haskell Ave., turn right onto Gaston Ave., end at The College of Dentistry, 3000 Gaston Ave., corner of Gaston Avenue and CBD Fair Park Link, 3000 Gaston Ave. Dallas, TX 75226. (6.58 miles)
- **From DFW:** Start out going south on International Pkwy S/TX-97 Spur S (portions toll), merge onto TX-183 E toward Irving/Dallas, TX-183 becomes I-35E S./US-77 S., merge onto TX-366 E/ Woodall Rodgers Freeway. East via exit 429A toward I-45/Houston/US-75, take the Pearl St. exit, take the Pearl St. ramp, turn slight right onto N. Pearl St., turn right onto N. Pearl Expy., turn left onto Pacific Ave., Pacific Ave. becomes Gaston Ave., turn left to stay on Gaston Ave., end at The College of Dentistry, Clinic Building, 3000 Gaston Ave. Dallas, TX 75226 (corner of Gaston Avenue and CBD Fair Park Link). 21.01 miles

3. Housing

Reservations made directly with hotels/motels. Some hotels/motels are listed below. Candidates can inquire about shuttle services from their hotel to the dental school.

- **Home2 Suites by Hilton at Baylor Scott and White Dallas**, (214) 765-2690
3301 Gaston Ave., Dallas TX, 75246 – Across the street. Discount rate \$129.00.
Hotel parking is \$10.00 unlimited in and out. Parking is on Gaston next to the hotel. Below is the link for the hotel discount:
https://secure3.hilton.com/en_US/ht/reservation/book.htm?ctyhocn=DFWMCHT&corporateCode=0560072235&from=lnrlink
- **Sheraton Dallas** 400 N. Olive, 214-922-8000 – 5 minutes from dental school.
- **Hotel Indigo Dallas Downtown** 1933 Main Street. 214-741-7700 – 5 minutes from dental school.
- **Hilton Garden Inn Downtown** 1600 Pacific Ave., 214-299-8982 – 5 minutes from dental school.
- **Adolphus Hotel** 1321 Commerce St., 214-742-8200 – 6 minutes from dental school.
- **The Marriott/City Center** 214-979-9000 – 650 North Pearl St., 5 minutes from dental school.
- **Baylor Medical Center Plaza Hotel** 3600 Gaston Avenue 214-820-7000 – located in Baylor Hospital complex, adjacent to College of Dentistry, 75 moderately priced rooms with no swimming pool or lounge facilities

EXAM ROOM ASSIGNMENTS

April 24 - April 27, 2020

Schedule* and Locations

Room

Candidate Orientation

Room 423

School Tour

Room 423

Clinic Exam Area

8th floor Group Practice

Grading Area

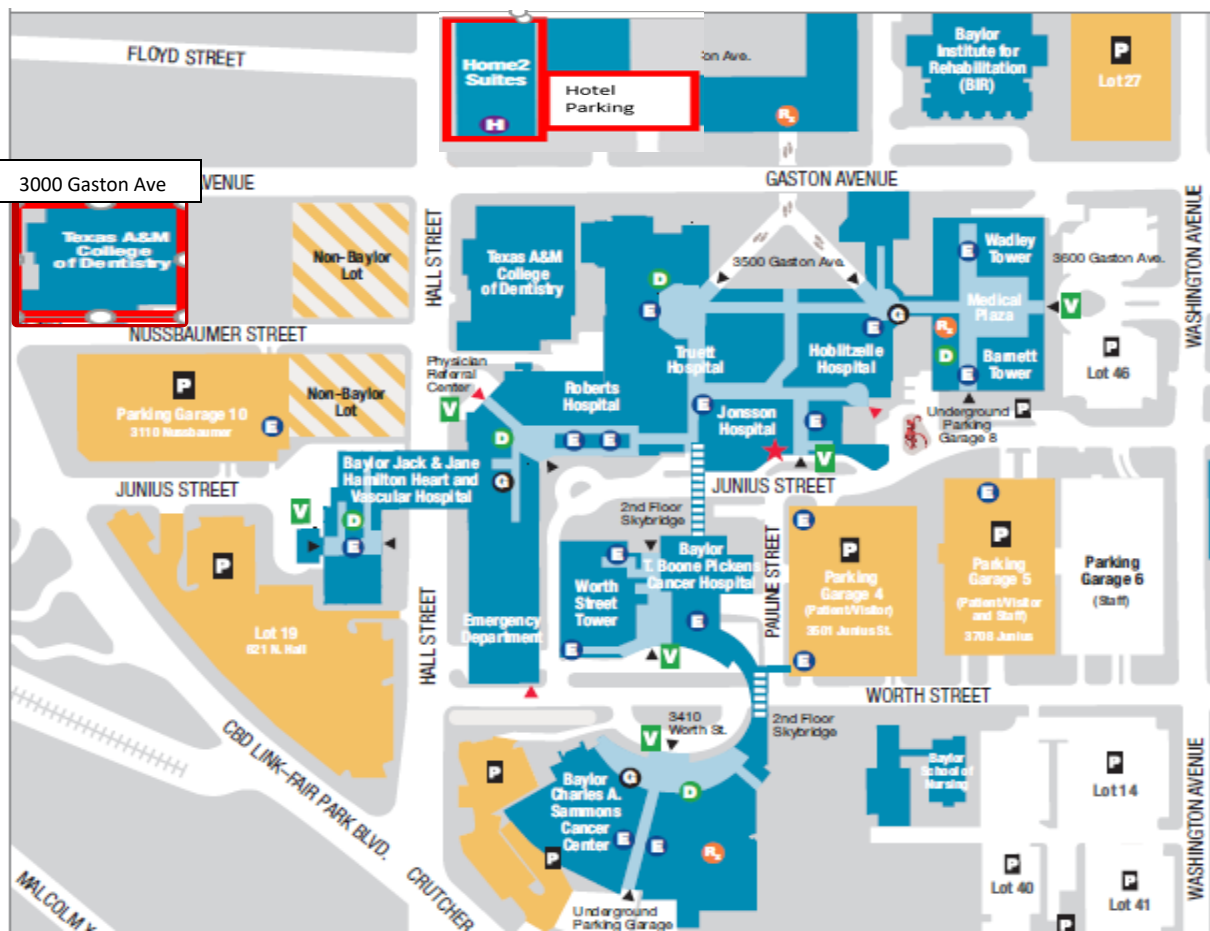
8th floor Group Practice

*See official WREB documents for times

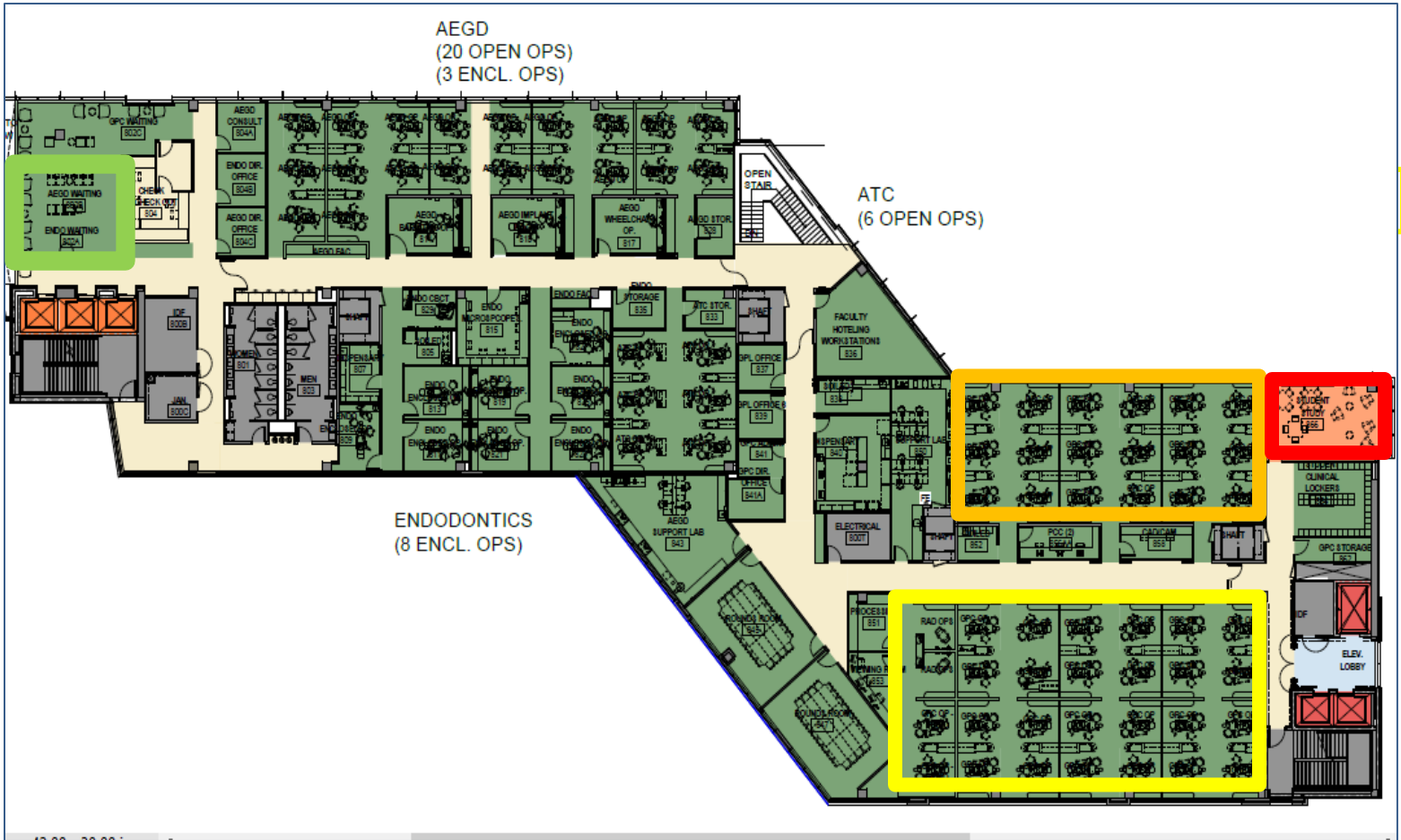
DENTAL SUPPLIES

Items Supplied by Clinical Dispensary (items not listed are the responsibility of the candidate):

• Air/Water syringe tip, disposable	• Floss
• Anesthetic, local and topical (for application before local) No <u>oraqix</u> or <u>DentiPatch</u>	• Gloves (non-latex)
• Autoclave bags, small	• Overgloves
• Autoclave bags, medium	• Headrest/chair covers)
• Autoclave tape	• Mouthwash
• Biohazard bags	• Napkins, patient
• Sterilization bags	• Needles, short and long
• Trash bags	• Paper towels
• Cotton gauze – 2x2	• Patient bib clips, disposable
• Cotton pellets	• Patient napkins/bibs
• Cotton rolls	• Plastic sleeves for unit cover
• Cotton swabs	• Propy paste
• Cups, drinking	• Saliva ejectors
• Disinfectant	• Soap, hand
• Evacuator tips	• Trays, disposable
• Face masks	• Tray covers



Hygiene Clinic and Grading 8th Floor

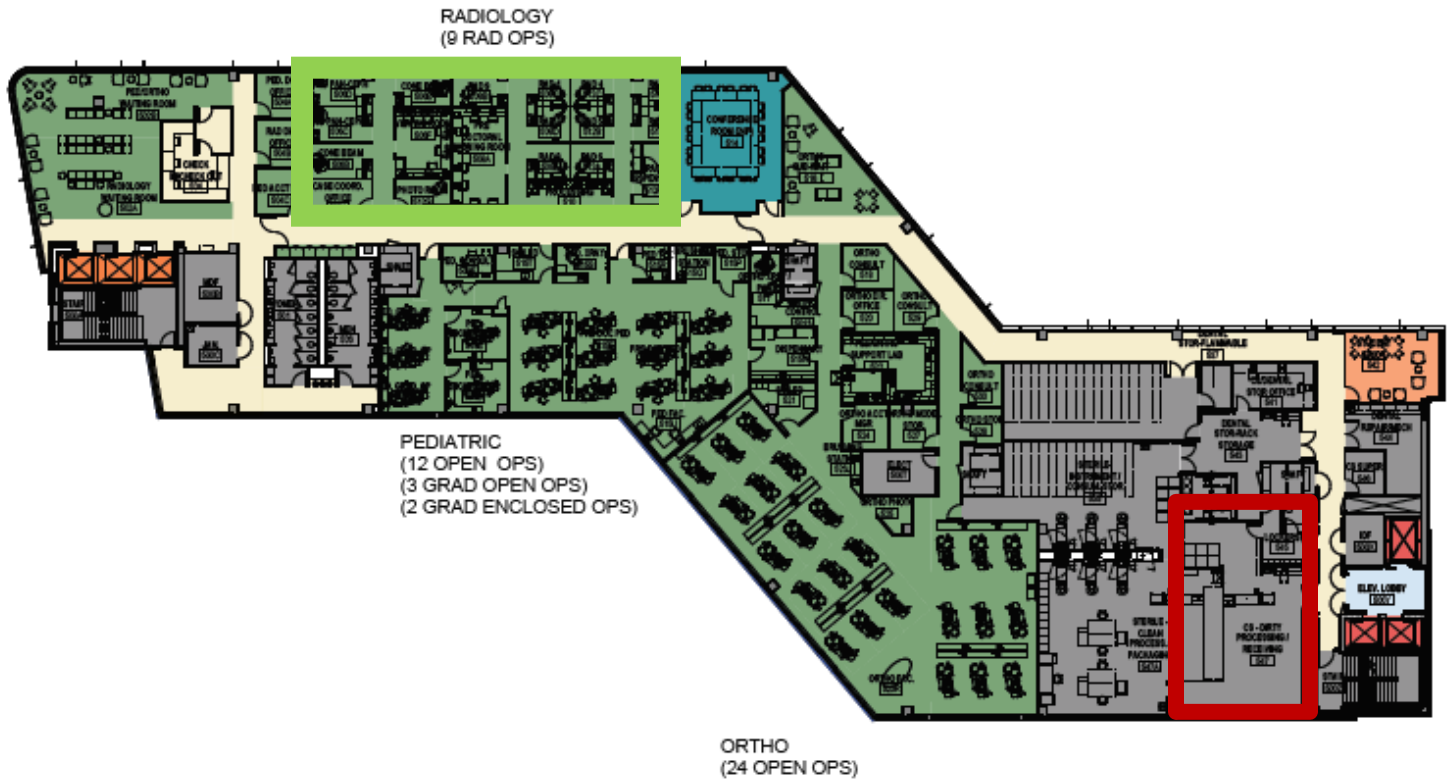


Yellow – Hygiene Clinic **Orange** – Hygiene Grading

Green – Patient Waiting for Exam **Red** – Patient Waiting for Grading

Radiology and Central Sterilization

5th Floor



Lime Green – Radiology

Dark Red – Central Sterilization Room 547

Angela Hickman School Coordinator's Office

4th Floor Room 404

Hygiene Orientation Room 423

