



## WREB Candidates Assessed with Fewer Patients!



WREB is committed to evaluating the competence of dental candidates with the fewest patients needed, without sacrificing validity, reliability, fidelity or fairness. In 2018, the Operative section of the WREB Dental Exam allowed candidates who demonstrated competence on their first completed Class II restoration the option to pass the Operative section, without the need to complete a second procedure. Candidates could still complete a second procedure if they chose to, e.g., if they planned to apply for licensure in a state that specifically requires two procedures. As a result, **42% fewer patient-based procedures were needed to evaluate candidates in 2018.**

How did this option come about? Below are a few factors that support WREB's decision to rely on fewer patient-based procedures on the Operative section.

- Years of examination data have confirmed that **virtually all candidates that perform well on their first procedure, will perform well on their second procedure** and either pass the section or score well enough to attain a result within the margin of error around the cutoff score (and so they are the most likely to pass upon retake).
- Past data provided evidence that there would be no difference in pass/fail outcomes for the Operative section with this change – in other words, that the exam would not be any less challenging. **Outcomes for 2018 indicate no significant difference in the percentage of candidates passing the Operative section by the end of the season compared to previous years.**
- Past data has also provided evidence that candidates perform very similarly on composite and amalgam Class II restorations. Class III restorations are also very similar, but slightly less challenging on specific criteria, which is why a Class II restoration is required. **If competence in performing a Class II restoration has already been determined by multiple independent, calibrated, anonymous examiners, requiring additional similar or less challenging procedures becomes an unnecessary burden for candidates.**

---

## Know Your Exam Requirements

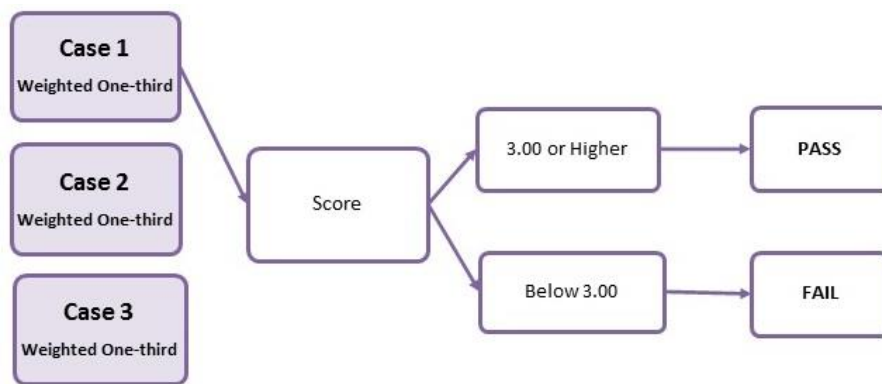
The following pages contain a summary of the WREB requirements for each section of the exam. It is very important to note that state boards may have additional requirements. It is your responsibility to determine what those requirements are for the state in which you plan to seek licensure. Knowing these requirements in advance will help eliminate uncertainty so you can have a more organized, positive exam experience. When you are done with the exam you should be able to celebrate with confidence the completion of this important milestone!

**REQUIRED SECTIONS**

The Comprehensive Treatment Planning, Endodontic, and Operative sections are required to successfully complete the WREB Dental Exam.

**Comprehensive Treatment Planning (CTP)**

A three (3) hour computer-based exam using case materials provided by WREB. The exam is administered through Prometric Testing Centers. The exam consists of three (3) patient cases of varying complexity, one of which is a pediatric patient. For each case, Candidates assess patient history, photographs, radiographs, and clinical information, create and submit a treatment plan, and then answer questions related to each case.



**Endodontics**

A three (3) hour exam consisting of two (2) procedures:

- Anterior Tooth Procedure: Treat one maxillary anterior simulated tooth, including access, instrumentation, and obturation.
- Posterior Tooth Procedure: Access one mandibular first molar simulated tooth. Access on the posterior tooth must allow Grading Examiners to identify all canal orifices.



**Operative**

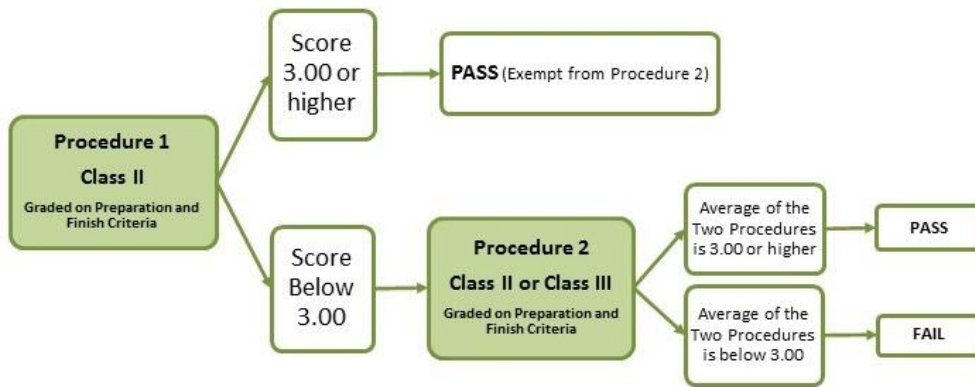
Up to two restorative procedures on patients to demonstrate competence.

A Class II restoration must be completed to pass the WREB Exam. The restoration can be one (1) of the following:

- Direct Posterior Class II Composite Restoration (MO, DO, or MOD)
- Direct Posterior Class II Amalgam Restoration (MO, DO, or MOD)

A second procedure, if required, may be any of the following:

- Direct Posterior Class II Composite Restoration (MO, DO, or MOD)
- Direct Posterior Class II Amalgam Restoration (MO, DO, or MOD)
- A Direct Anterior Class III Composite Restoration (ML, DL, MF, DF)

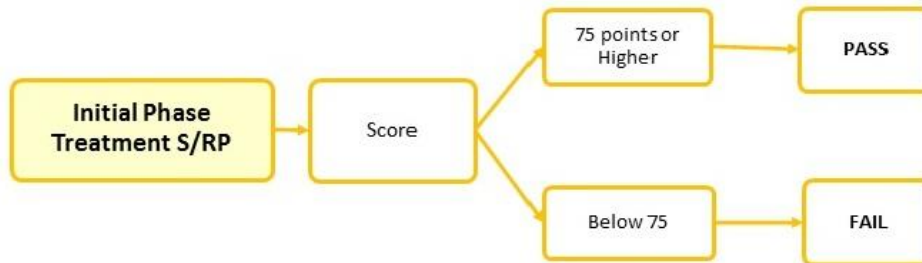


**ELECTIVE SECTIONS**

You may also elect to complete the following, if the state(s) to which you are applying for licensure requires them: Periodontal Treatment and Prosthodontics. Please note that results for all attempted sections, required or elective, will be reported to state boards.

**Periodontal Treatment**

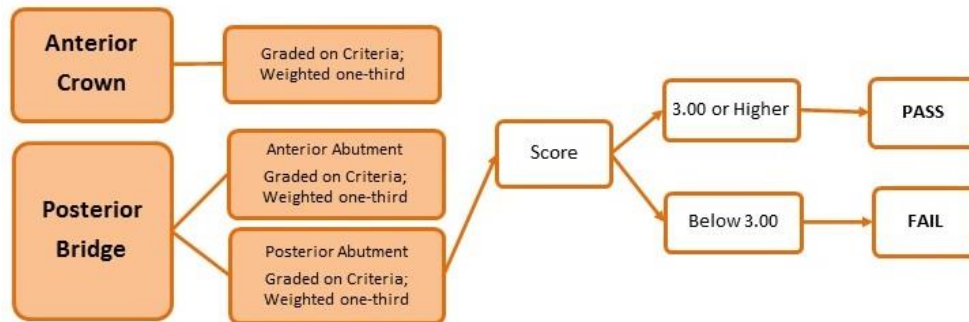
Scaling and root planning on a patient with a minimum of eight (8) surfaces of readily demonstrable sub-gingival calculus.



## Prosthodontics

A three and one-half (3.5) hour exam consisting of two (2) procedures on simulated teeth:

- Preparation of two abutments to support a posterior three-unit fixed partial denture prosthesis.
- Preparation of an anterior tooth for a full-coverage crown.



## Onsite Retakes

WREB is the only testing agency that offers free onsite retakes in Endodontics, Periodontal Treatment, and Prosthodontics. In 2018, 85% of candidates who failed one of these sections took advantage of the onsite retake opportunity. Candidates who are unsuccessful on one of these sections may have the opportunity to complete a second attempt at no additional fee, time permitting. Detailed results for any completed sections will be posted to Candidate profiles on [www.wreb.org](http://www.wreb.org) at the end of each exam day. These results will allow you to make decisions about your procedures for the remaining exam days. For example, if you receive a failing result in Endodontics, Prosthodontics, or Periodontal Treatment, you may have the opportunity to retake the failed section at the same exam site. This option may or may not be available to you depending on your other scheduled sections and individual time constraints. Additionally, if you are found to have a validated critical error, or are dismissed from the exam, you will not be eligible for an onsite retake. Onsite retakes are not available for Operative. Additional details about critical errors and onsite retake eligibility will be available in the 2020 Dental Candidate Guide that will be posted at [www.wreb.org](http://www.wreb.org) in November.

## Provisional Acceptance – Use it!

The provisional acceptance process allows Candidates to have Operative patients radiographically accepted by Grading Examiners prior to the exam. In 2018, 71% of Candidates at participating sites took advantage of provisional acceptance for one or both operative submissions. Of those who participated, 99% responding to a post exam survey said they would recommend the provisional acceptance process to future Candidates. Comments received were overwhelmingly positive:

*“Provisional acceptance was my favorite part of the clinical exam experience! It was a stress reliever to know my lesion was pre-qualified.”*

*“Great process!! Takes away a lot of stress.”*

*“YES!!! This was huge. I 100% would recommend using provisionally accepted patients.”*

*“This saved at least 20 minutes of time and anxiety on the testing date!”*

Shorter patient lines, peace of mind, and time savings are all benefits of the process. Candidates at participating sites submitted their operative preparations almost 30 minutes earlier, on average, than at sites without provisional acceptance.

Some important reminders about the process:

- ✓ Candidates should be aware of the provisional acceptance window for their site and ensure submission during the window. Once the window closes, additional submissions are not allowed. A listing of participating sites and their windows can be found at [www.wreb.org](http://www.wreb.org).
- ✓ Patients rejected during provisional acceptance can be resubmitted at the exam for the same diagnosis. If resubmitted at the site, these patients will go through the traditional acceptance process that requires two (2) Examiners to reject. They will therefore be subject to the rejection penalty if not accepted.
- ✓ If you use a different patient other than one that was provisionally accepted, there is no penalty for a new patient at the exam site. If you are submitting a new patient in the place of a provisionally accepted patient, please note this on the worksheet as instructed.
- ✓ Starting at 7:30 a.m., Floor Examiners will be available to review Patient Medical History forms and approve provisionally accepted patients who meet clinical acceptance criteria.

Additional details can be found in the 2020 Dental Candidate Guide which will be posted at [www.wreb.org](http://www.wreb.org) in November.

---

## WREB Really Listens!



Getting ready to take the WREB dental competency exam is an exciting and stressful time in the life of a dental Candidate. WREB recognizes the importance of the exam to Candidates and goes to great lengths to obtain Candidate feedback.

After each exam, Candidates and patients are asked to share their opinions by completing questionnaires. The anonymous responses are read and analyzed by the Chief Examiner and other designated WREB staff. Feedback from these questionnaires has provided valuable suggestions for future exams. Dr. Bruce Horn, Director of Dental Examinations, can attest to this, stating, "**Many of the changes made to the exam, including the Candidate Orientation Presentation and open question session, are a direct result of Candidate input on the questionnaires.**" This is a great opportunity to gather information directly from those participating in the WREB dental exam.

WREB is constantly striving to provide helpful, accurate information to Candidates through our published materials. One publication that is by far the most recommended by Candidates who have taken the exam is the Dental Candidate Guide. When asked whether the Candidate Guide explained the exam procedures adequately, 97.5% of Candidates said yes. One Candidate said, "I thought the guide was concise and to the point. Reading over the guide several times provided ample preparation for the exam."

**Another helpful tool is wreb.org!** There are various new online **Candidate Preparation Tutorials** covering a variety of exam topics. Over 90% of exam takers said it was helpful. Be sure to check out the CTP Candidate Tutorial too! For helpful information closer to your exam date, don't forget to attend Candidate Orientation. Nearly 96% of Candidates surveyed said that **Candidate Orientation** helped clarify exam procedures. One Candidate commented, "This was extremely helpful and also served to relieve stress because

of how pleasant the examiners were." Meeting the Floor Examiners and Chief Examiner before your exam not only allows you to ask questions not addressed in other materials but allows you to get to know the people who will be helping you on the clinic floor. "This was particularly helpful in establishing a tone of success, and to build rapport with the floor examiners," said one Candidate of Candidate Orientation. Most importantly, trust your skills and knowledge, and know that you have received a great education.

Of all the feedback received, the #1 piece of advice year after year from Candidates to future test takers is to read the Candidate Guide. One recent Candidate wrote: **"Read the Candidate Guide several times. Exam day was unbelievably smoother and more stress-free since I knew the scoring criteria, penalties, and form procedures."**

*Other helpful advice for future WREB exam takers from past WREB exam takers:*

"Stay calm, even when something goes wrong. Don't dwell on it, because there is still time to redeem yourself!"

*"Get organized if you aren't already and stay organized throughout the exam. It will save you a lot of time and prevent a lot of frustration!"*

*"Be patient and calm. When there are questions always talk to the floor examiners, they are very helpful."*

"The WREB exam is executed with great organization. There is so much stress in preparing and completing the exam, that any other stresses would be detrimental. WREB does a great job of having staff and examiners that are reasonable and calming, which helps with the whole process."

READ THE MANUAL... and then read it again!

**Watch the Dental Candidate Tutorials Online**

Be sure to review the Candidate Preparation Tutorials online at [www.wreb.org](http://www.wreb.org)! These presentations provide valuable information about the various components of the dental exam. You are advised to first read through the Candidate Guide and then view the tutorials:

- |  |                                    |
|--|------------------------------------|
| 1. General Information & Exam Schedule | 7. Modification Requests (+ video) |
| 2. Clinical Exam Preparation           | 8. Endodontics                     |
| 3. Provisional Acceptance              | 9. Periodontal Treatment           |
| 4. Orientation Day                     | 10. Prosthodontics (+ video)       |
| 5. Patient Acceptance                  | 11. End of Exam & Results          |
| 6. Operative                           |                                    |

## Pre-Candidate Orientation

As an additional aid to prepare Candidates, WREB makes available a representative to speak to Dental Candidates at their schools in the fall/winter prior to the clinical exam. The dates and times for these presentations will be posted on the website. Students will also be notified via email 4-6 weeks before the presentation. The presentation is highly recommended for both 4<sup>th</sup> and 3<sup>rd</sup> year students.

## Examination Integrity

*by Sharon Osborn Popp, Ph.D., WREB Testing Specialist/Psychometrician*

The line between appropriate and inappropriate test preparation practices seems to have gotten blurrier in recent years. The best test preparation approach is to have a strong command of the knowledge, skills, and abilities required to be successful on the examination and enter professional practice. Unfortunately, the pressures associated with high-stakes tests can lead some people to be tempted by short-cut preparation approaches that they may not even realize are unethical or unlawful, including memorizing or sharing confidential, unreleased test questions. Here are a few reasons why you should avoid inappropriate test preparation practices:

### Reason #1: Examination Outcome

If the examining agency obtains evidence that a Candidate may have engaged in unethical test preparation activity, it can invalidate that Candidate's score and prohibit the Candidate from taking the examination again. All WREB Candidates must agree to not disclose test questions or other examination-related materials. Any evidence that suggests a violation of this agreement can lead to score invalidation.

### Reason #2: The Profession

Evidence of unethical test preparation can lead to review by the licensing entity in the state(s) in which a Candidate hopes to practice. Professional licensing entities protect the public and the profession by determining that individuals are qualified and ready to enter practice. Unethical test preparation undermines the validity of the examination and the licensure process.

### Reason #3: The Law

Sharing or using unreleased questions and asking others to share unreleased questions is against federal copyright law, which protects examinations and related intellectual property. If someone tries to sell or share "real" test questions with you, they have either obtained them illegally or they may not actually have "real" questions. If the questions are authentic, you risk becoming a party to criminal activity. If the questions are not authentic, you may be wasting time and money reviewing test preparation materials of dubious quality. If someone asks you to share information from an examination, you should not agree to reveal the specific content or context of confidential test questions.

You may share whether you felt the exam was challenging or not, whether you felt prepared or not, or how you felt about general topic areas from the exam.

Engaging in inappropriate test preparation can jeopardize your test results, your professional status, and your legal status. Test preparation that focuses on knowing the test content, not memorizing specific test questions, is always the best way to prepare.



## Which Exam Should I Take?

Many graduating seniors struggle with this question because there are several board exams to choose from. Since the content of all the licensing exams offered is designed to test the competency of an entry-level practitioner, the actual administration of the exam can make the experience between exams quite different. WREB prides itself on candidate-friendliness, consistency in the Candidate experience from site to site, and providing an easily understood set of preparation materials for your success.

There are no "secrets" to successfully completing the WREB exam. If you carefully review printed materials, view the online tutorials, and attend the Candidate Orientation at the exam site, you will be well prepared to take the exam. Questions that arise about the examination prior to your examination date can be answered by courteous and professional dental staff at the WREB office. If you find yourself with questions or concerns at the exam, you will be able to work with an experienced Floor Examiner. They are very approachable, patient, and specifically trained to attend to Candidate concerns and unforeseen problems that may occur. Clinical examinations can be stressful. Floor Examiners can make this experience less daunting. They are assigned to your exam site specifically to help you answer any questions or resolve any unusual circumstances which may arise with a procedure or a patient.



In addition, and perhaps most importantly, the WREB exam is organized somewhat differently than other exams. Essentially, you have 2½ days to complete your WREB examination. Except for an assigned time to complete your endodontic and optional prosthodontic section, the remainder of the examination is yours to manage as you deem appropriate. This leaves ample time available for you to schedule and complete an elective periodontal and up to two operative procedures at your discretion. Clinical procedures can be scheduled in a sequence that best suits you and your patient's availability. There are no narrow treatment times for patient treatment. Two clinical days are provided by WREB to give you the advantage of enough flexibility to manage any unforeseen circumstances that you will certainly encounter in your practice. These include delayed patient commitments for their appointments and extended treatment time required with procedures. WREB understands that, like the actual practice of dentistry, exams don't always go according to plan.

Consider these important points when you make your decision. It's the little things that often make the biggest differences.

---

## Let Someone Else Choose Your Patient?

Not only is finding a patient the most important part of your exam, it can also be the most frustrating. Patient selection is one of the most troubling aspects of any clinical examination. Start reviewing your patient needs early, making sure you have diagnostically clear radiographs that accurately detail the lesions you plan on submitting for treatment. Lesions should be to and/or through the DEJ. Do not submit if you have a question. Remember, if you would not normally diagnose this lesion for treatment, you should not submit it for the examination.

WREB has heard over and over from Candidates who were unsuccessful comments like, "But my instructor checked my patient and said he was perfect!" or, "I paid big bucks for this patient and they guaranteed she would qualify" or, "My father is a dentist and he said this was a great patient."





This may be perhaps just a lapse in self- confidence or not being prepared in time. The Candidate Guide clearly states the criteria for patient acceptance. Often, those you consult do not have this information or have only a cursory understanding of it. Regardless of outside reassurances, you will be the one to suffer the consequences if your patient does not qualify.

One related issue is the presence of patient procurement agencies. These hire-for-profit organizations claim to have patients pre-screened and acceptable for board exams. They hawk their wares at exam sites for those who are frantically searching for a patient. They may imply that they have a relationship with WREB or special knowledge of WREB requirements. They do not. WREB does not endorse these companies, nor does it want them on the premises during any of our board exams. They will charge you a premium price for a patient who may not even be acceptable. They don't issue refunds. Each year there are Candidates who encounter serious issues with "procured" patients who make unreasonable financial or other demands. WREB criteria are designed so that students should be able to use patients of record that they would see in a normal treatment sequence. It is generally not necessary to search outside your own patient pool. If you are taking an exam in another city, it may be necessary to obtain an outside patient. If so, Candidates have been finding patients through friends, school clinics, homeless shelters, and occasionally, an employee at a school! Work in groups to secure patients - it may be the answer to providing secondary patients, if needed.

The key is that you are the one to screen the patient after thoroughly studying the WREB Dental Candidate Guide. *You* are the best person to choose the best patient. Do not relinquish your clinical judgment to someone who has no stake in passing the exam. It is your future, so make these critical decisions for yourself.

### Prometric Enforces Security

Prometric enforces stringent inspections of questionable items and accessories, such as eyeglasses and jewelry. This preventative measure seeks to eliminate the potential for devices that could capture exam content in compromising the integrity of the examination.

PROMETRIC



Candidates are encouraged to leave any questionable items at home or in a secure locker onsite to avoid entry delays or risk forfeiture of their WREB Comprehensive Treatment Planning examination attempt.

The following items will be inspected more thoroughly prior to admission and re-entry into the secure testing area:

Items subject to close visual inspection:	Items to LEAVE at Home or in Locker provided:
<ul style="list-style-type: none"> <li>• Eyeglasses (removed for inspection)</li> <li>• Wedding and engagement rings</li> <li>• Earrings</li> <li>• Facial piercing jewelry (i.e. labret studs)</li> <li>• Hair accessories (i.e. clips, barrettes)</li> </ul>	<ul style="list-style-type: none"> <li>• Sunglasses</li> <li>• Ornate hair accessories (i.e. clips, combs, barrettes, headbands)</li> <li>• Watch or wearable technology</li> <li>• Cell phone</li> </ul>

If a candidate is caught with a camera or other capture device in their possession...

- Prior to entering the testing room, the item will be confiscated, and the test attempt forfeited.
- While in the testing room, the item will be confiscated, and the exam terminated.

Prometric strives to provide all test takers the "opportunity to demonstrate their knowledge, skills, and abilities" by ensuring "a fair and professional testing environment." Refer to the Testing Center Regulations page of the Frequently Asked Questions section of the Prometric website for more information.

## ASK THE EXAMINER...Most Frequently Asked Questions!



### Q. May I use a foreign trained dentist as my dental assistant?

A. *Operative assistants may not be dentists (including graduates of foreign dental schools) or be in their final year of dental school. For purposes of the exam, WREB considers the final year of dental school as beginning on September 1. Operative assistants may be dental assistants or dental hygienists who do not hold a permit to place and finish restorative materials.*

### Q. What is the minimum age a patient can be? If my patient is under 18, does the parent or guardian need to stay during the procedure?

A. *The minimum patient age for the periodontal treatment procedure is 18 years. There is no minimum age for operative procedures, but the restoration must be for a permanent tooth. A parent or guardian does not need to remain during the procedure.*

### Q. When are my assistant and my patient allowed on the clinic floor to start the exam? When can I put my patient in line for acceptance or grading?

A. *Assistants and patients may enter the clinic with you at 7:00 am. For patient comfort, patients should not be sent to the grading area any earlier than 15 or 20 minutes before the exam begins. The exam officially begins at 8:00 am.*

### Q. Do I need to have my patient in line for grading by 10:30 am on the last day of the exam?

A. *No; you have until 11:00 am to have your patient in line for grading on the last day. The first two days of the exam, your patient must be in line for grading by 4:00 pm.*

### Q. Are translators allowed on the clinic floor?

A. *Translators are allowed on the clinic floor or in the grading area only as needed. Translators will be asked to remain in the patient waiting area and will be called if their services are required.*

### Q. What are Floor Examiners?

A. *Floor Examiners assist Candidates on the clinic floor. They:*

- *Answer questions and clarify exam procedures*
- *Act as a liaison between Candidates and Grading Examiners*
- *Have extra forms such as Patient Medical History and Follow-Up Care Agreements*
- *Approve and initial Patient Medical History forms*
- *Clinically approve Provisionally Accepted Patients*
- *Distribute forms from Examiners that affect Candidates and procedures*
- *Review and approve modification requests (see Operative-Modification Procedure)*
- *Supervise management of pulp exposures*
- *Review certain steps in clinical procedures and initial Candidate worksheets*

**Q. May I anesthetize my patient before I send him/her to the grading area for approval to start?**

- A. *The administration of local anesthetic may occur only AFTER the patient's medical history has been reviewed and initialed by a Floor Examiner. For periodontal treatment, you should anesthetize the quadrant(s) you are submitting for approval to facilitate Examiner evaluation and patient comfort. For operative (restorative) procedures, your patient should be anesthetized after their treatment is approved.*

**Q. May I submit two operative restorations for approval at the same time?**

- A. *If the procedures are on the same patient but **not** on adjacent teeth, then they may be submitted for approval at the same time. However, every approved procedure **MUST** be completed and approval of two procedures will cause provisional results to be withheld until both procedures are completed.*

**Q. If I have both operative restorations approved to start, do I need to do both restorations that day?**

- A. *No, you may do one restoration that day if you choose. For the procedure that has been approved but not completed, take your worksheet to a Floor Examiner. The Floor Examiner can help you with paperwork that will enable you to complete the second restoration on a subsequent day.*

**Q. Do I need to work with a rubber dam?**

- A. *No, you do not need to work with a rubber dam, but a rubber dam is required when submitting a patient for preparation grading or when requesting Floor Examiner review of a modification request.*

**Q. When do I call a Floor Examiner to check for a modification of outline or internal form?**

- A. *Ask a Floor Examiner to review your modification request when removal of caries, affected dentin, unsound demineralized enamel, or remaining restorative material will extend the outline and/or internal form of the preparation beyond the criteria for a score of "5".*

**Q. How do I write a modification request?**

- A. *Write the **type, location, extent, and reason** (i.e., caries, affected dentin, unsound demineralized enamel, or remaining restorative material) for the modification request in the space provided on the procedure worksheet. The space on the worksheet is limited; for each request, try to write the total extent required to remove the lesion or reason for your request. Write the extent in 0.5 mm increments (i.e., 0.5 mm, 1.0 mm, 1.5 mm). A Floor Examiner will then review your request. See instruction in the Candidate Guide or a Floor Examiner if you have questions about how to proceed with a modification request.*

**Q. When do I need original radiographs? And, when do I not?**

- A. *The Operative procedures require original radiographs of the tooth taken within the prior six months. The radiographs must show the current condition of the tooth you are treating. Duplicates are not acceptable. Separate radiographs or images are needed for each procedure. The Periodontal Treatment procedure requires complete mouth periapical radiographs, including bitewings. Periodontal radiographs must have been taken within the past three years. Original radiographs are preferred, but duplicates are acceptable for the Periodontal Section if they are of diagnostic quality.*

**Q. If WREB considers all exposures avoidable, how do I deal with an exposure or near exposure?**

A. *The preferred procedure is to perform an indirect pulp cap, leaving a small amount of caries or affected dentin (0.5 mm) over the pulp, to avoid an exposure. If placement of an indirect pulp cap is your intention, then write this in the "Note to Examiners" on the worksheet. All other caries in the preparation must be removed. If an exposure does occur, write this in the "Note to Examiners" on the worksheet and your plan for managing the exposure. Place a rubber dam (if not already in place) and call a Floor Examiner. Upon verification of the exposure, the Floor Examiner will instruct you to place a pulp cap, will inform the patient, and will tell you how to proceed.*

**Q. Can my Assistant dismiss my patient while I'm in the Endodontics or Prosthodontics exam?**

A. *Yes, your assistant can dismiss your patient if there is no follow up required when your patient returns from the grading area. A Floor Examiner's initials are required on the worksheet for patient release from the exam. Your assistant can obtain these initials from a Floor Examiner if no additional follow-up is needed.*

**Q. How many initials from Examiners do I need on my worksheet?**

A. *It depends on what you are doing. One initial is required for Acceptance. At least two initials are needed for grading examiner review of a modification request. Three initials are required for each graded step (preparation and finish).*

**Q. When do I take the Comprehensive Treatment Planning (CTP) computerized exam?**

A. *The CTP computerized exam can be taken at a Prometric Testing Center. After you enroll for an exam, additional information will be emailed to you. This will include the time frame for you to take the CTP exam, Prometric's contact information to schedule your appointment, and your eligibility number.*

**Q. When do I need to go to the Simulation lab for my Endodontics/Prosthodontics section?**

A. *All Candidates are assigned a specific time block for the Endodontics section and a separate time block for the Prosthodontics section. Your specific schedule will be posted to your [wreb.org](http://www.wreb.org) Candidate profile about four weeks prior to the exam. You may go to the simulation lab any time during your assigned block for the section, however, you should be there in the first 30 minutes to avoid delay obtaining your "Setup Check." Candidates arriving later will be admitted but will not receive time extensions. All required materials must be submitted at the end of the time block or you will receive a late penalty. There are no exceptions.*

**Q. Can I change my assigned time for the Endodontics or Prosthodontics section?**

A. *No. Schedules are posted about four weeks before the clinical exam. Posted schedules cannot be changed. Schedules are arranged in advance to be in the interest of all Candidates, taking into consideration space availability, facility constraints, and examination materials. Schedules are designed to give Candidates the maximum open-block clinic time and to maintain patient flow in the grading area.*

**Q. What identification do I need to provide at the exam?**

A. *You MUST present acceptable and valid identification to be admitted to the WREB dental exam. At the exam, you will need to appear in person and provide two (2) valid, non-expired forms of identification to receive your exam packet and materials.*

**Q. My patient was provisionally accepted for my operative procedure. Can I begin treatment at 8:00 am?**

**A. Yes, if ALL the following have been completed:**

1. *The patient's medical history has been reviewed and initialed by a Floor Examiner;*
2. *The patient has been clinically examined and approved by a Floor Examiner; and*
3. *The operative worksheet has been initialed for acceptance by the Floor Examiner.*

*Starting a preparation without Floor Examiner approval results in failure of the operative section.*



*“What happens after I take my exam and how do I get my scores?” is a question that most Candidates have after taking the WREB dental exam.*

### **Onsite Provisional Results**

Provisional results will be posted at the end of each exam day, usually in the evening. You will not receive an email notification when results are posted for onsite results – you will need to check your profile at wreb.org periodically for the information. At most sites, results are posted by 6:00 pm. It is important that you save your login and password as they are needed to access your results. Staff at the exam site will not have that information available for you. Detailed results for any completed sections will be posted to Candidate profiles online. These results will allow you to make decisions for the remaining exam days. i.e. Whether you need to complete a second Operative procedure, or attempt a retake in Prosth, Endo, or Perio.

### **After the Exam - Final Exam Results**

Once the exam is over and exam materials are received at the WREB office, (usually two days following the last clinic day), WREB staff reviews exam information and double-checks all scores. Various measures are taken to ensure scores are thoroughly verified and accurately reported. Like provisional results, final results are also posted to your profile at wreb.org. Results will be posted from one to three weeks after an exam. These final exam results will be reported to state boards for all sections attempted, including elective procedures.

### **FAQs about Score Requests**

#### **How do I get my scores after the exam?**

*Candidates are sent an email from WREB to the Candidate email address provided at the time of application. It is important to notify WREB of any email changes. The email will provide notification to log into your profile to review your results. It is suggested that you print a copy of your scores for your records.*

#### **What does my state board want me to send them?**

*This is a question for the state board where you plan to apply for licensure. Since every state board has their own set of criteria, it is best for you to check with them before ordering scores from WREB.*

**How do I request that my scores be sent to a state board?**

*Using Google Chrome as your browser –navigate to wreb.org (home page) and click on the “Request Scores” button in the middle of the page. Complete the information requested and choose the report required by your state board. Next, enter the information where you would like the score report sent. You may request the report be sent directly to you or to a state board. Please note: some states accept emails directly from WREB, so they will receive your scores the same day they are processed. For state boards that only accept hard copies, you can select expedited shipping for quicker, trackable mailings.*

**How much does it cost to get a copy of my scores?**

*Prices for reports vary.*

**What forms of payment do you accept for score requests?**

*WREB accepts Discover, Visa, or Master Card credit and debit cards. Requests must be submitted online. Payments cannot be processed over the phone.*

**What is an Individual Performance Report?**

*The Individual Performance Report is the most detailed information we can provide. It provides your detailed scores per section taken. Only Individual Performance Reports are available for exams taken in 2018 to present.*

**How long does it take to process my request for scores?**

*Once our office receives your request, it is date stamped and processed in the order it was received. The turn-around time for requests can be up to ten (10) days depending on the volume of the requests received. Once your request has been processed, it is sent to the destination you specify by USPS or expedited shipping, if requested, or emailed to those state boards that accept emails from WREB.*





## The WREB Dental Department

It's always helpful to put a face to a name. When you receive correspondence from WREB, there's a real person behind it. Exams are assigned to one of the dental coordinators (Evonne, Cheri, Sue, and Hollie) who expertly prepare all exam materials and correspond with Schools, Examiners, and Candidates. Denise Diaz oversees dental exam operations, assisted by Diego Sanchez.



**Denise Diaz**  
Director of Dental Operations



**Diego Sanchez**  
Dental Supervisor



**Hollie Broadbent**  
Dental Coordinator



**Evonne LaVigne**  
Dental Coordinator



**Sue Rosenbaum**  
Dental Coordinator



**Cheri Watson**  
Dental Coordinator