

# COVID-19 PATIENT TRIAGE QUESTIONS

Pt. Name: \_\_\_\_\_  
 DOB: \_\_\_\_\_

Phone Number: \_\_\_\_\_  
 Age: \_\_\_\_\_

QUESTIONS:	PRE-SCREEN DATE:		ARRIVAL DATE:	
	YES	NO	YES	NO
1. Have you ever been diagnosed with COVID-19? <b>Date of DX:</b>	YES	NO	YES	NO
2. Do you live with or care for someone who has COVID-19?	YES	NO	YES	NO
3. Have you had a fever greater than or equal to 100.4° (T≥100.4°F) in the past 48 hours?	YES	NO	Temp: YES	NO
4. Do you have a sore throat?	YES	NO	YES	NO
5. Do you have a cough?	YES	NO	YES	NO
6. Are you experiencing any shortness of breath or difficulty breathing?	YES	NO	YES	NO
7. Have you recently lost your sense of taste/smell?	YES	NO	YES	NO
8. Have you experienced vomiting or loose stools recently?	YES	NO	YES	NO
9. Do you have a headache, body, or muscle aches?	YES	NO	YES	NO
10. Have you traveled outside of the US in the past 14 days? <b>Where?</b>	YES	NO	YES	NO
11. Do you have heart, kidney, or lung disease?	YES	NO	YES	NO
12. Do you have any other condition that might increase your risk of infection (cancer, diabetes, etc.)?	YES	NO	YES	NO

Any positive responses need to be reviewed by the dentist. If the patient has a temperature, the advice to follow-up with their personal healthcare provider may be the most common response, but temperature alone could be an indication of a dental issue that should be further evaluated.

**Dental Treatment Consent Form  
COVID-19 Pandemic**

1. I knowingly and willingly consent to dental treatment at UTAH COLLEGE OF DENTAL HYGIENE by Dr. HALF PRICE DENTAL and any designated associates and employees during the COVID-19 pandemic.
2. I understand the COVID-19 virus has a long incubation period during which carriers of the virus may not show symptoms yet are still highly contagious. I understand that dental procedures create water spray which is one way the disease is spread. The ultra-fine nature of the spray can linger in the air for hours, which can transmit the COVID-19 virus.
3. Risk of transmission: I understand that due to the frequency of visits of other dental patients, characteristics of the virus, and the characteristics of dental procedures, that I have an elevated risk of contracting the virus simply by being in a dental office, even though CDC and Utah Department of Health mandates are being observed.
4. I am unaware of being a possible carrier or infected: I confirm that I have not tested positive for COVID-19 in the last 30 days and that I am not presenting with any of the following symptoms of COVID-19:
  - A. Fever of 100.4 degrees Fahrenheit or higher
  - B. Shortness of breath
  - C. Dry cough
  - D. Runny nose
  - E. Sore throat.
  - F. Diminished sense of taste and smell
5. Contact with infected: I confirm that I have not knowingly been in close contact defined as 6 feet or less for a duration of fifteen minutes or more with someone who has tested positive for COVID-19 in the last 14 days, or with anyone that has had the above stated symptoms in the last 14 days.
6. Public travel: I confirm that I have not traveled outside of the United States in the past 14 days.

**INFORMED CONSENT:** I have been given the opportunity to ask any questions regarding the risks of contracting COVID-19 from the dental office and dental procedures. I reaffirm that I am not a carrier of COVID-19 nor infected with COVID-19 to the best of my knowledge. I do voluntarily assume any and all reasonable medical/dental risks, including the substantial and significant risk of serious harm, if any, which may be associated with any phase of my treatment as a result of the COVID-19 pandemic. I acknowledge that the nature and purpose of the dental procedures recommended under the current circumstances and restrictions have been explained to me if necessary and I have been given the opportunity to ask questions.

\_\_\_\_\_  
Patient's name (please print)

\_\_\_\_\_  
Signature of patient, legal guardian or authorized representative

\_\_\_\_\_  
Date

\_\_\_\_\_  
Witness to signature

\_\_\_\_\_  
Date

# Utah College of Dental Hygiene



Exam Site Information for Candidates  
Western Regional Examining Board (WREB)  
2021 WREB Hygiene Examination

Utah College of Dental Hygiene  
1176 South 1480 West, Orem Utah 84058  
(801) 426-8234

**Exam Site Information for Candidates**  
**2020 WREB Dental Hygiene, Local Anesthesia & Restorative Examinations**

**Table of Contents**

**1. School Facility and Services**

- Clinic Address, Building Access and Hours
- Parking
- Security and Emergency Services
- ATM Machine
- Food Services Onsite

**2. Preparing for the Exam**

- Patient Screening
- Radiographs
- Administration of Local Anesthetic – Practitioner Availability
- Dental Operatory Units
- Equipment, Instruments and Expendable Materials
- Sterilization Services

**3. During the Exam**

- Infection Control (Surface Asepsis)
- Medical Emergencies and Equipment

**4. Travel and Lodging Information**

- Airport Information
- Ground Transportation
- Hotel Accommodation

**5. Campus Map**

**6. Clinic Floor Plan**

**7. Required School-provided Expendable Dental Materials Appendices**

## 1. School Facility and Services

- **Location, Building Access and Hours:** The Utah College of Dental Hygiene campus and clinic is located at 1176 South 1480 West in Orem, Utah 84058. The phone number for the main office is 801-426-8234. If you have questions regarding the school, equipment, etc. please ask for the Program Director Brent Molen. Directions (and a map) to the Clinic is below. During the days of the exam the campus/school will be open from 6:00am-5:00pm daily. Please note that the day before the examinations begin, the building and campus will be closed to everyone (including tours) for cleaning and pre-examination set-up.
- **Parking:** A parking map has been included in this candidate guide for your convenience. Please note that all candidates and patients may only park in designated visitor (V) or student (S) parking spaces located in the South Lot or West Lot at UCDH. All candidates and their patients should enter through the main entrance of the building accessible from the south lot parking. Permits are not required to park at UCDH during WREB examination days and there are no fees to park. Parking lot hours are 6:00 a.m. to 6:00 p.m. Vehicles left after hours on campus are subject to being towed.
- **Security and Emergency Services:** UCDH is a very small campus and does not have an on campus police force or on site security services for the dates of the examinations. Situations requiring security or police presence should be referred to local law enforcement authorities. The Orem city police department can be reached at (801) 229-7070. Emergency situations should be addressed by calling 9-1-1. Numbered badges issued to candidates (by WREB usually at orientation) will serve as your I.D. throughout the examination. The badge must be worn at all times while in the building. Badges must be turned in at the completion of the examination(s) as a part of the checkout procedure with WREB. All candidates should familiarize themselves with the location of the oxygen/emergency cart (medical emergency kit) and the first aid kit. During the examination, the emergency cart/first aid kit and the AED are located on the main floor in the West Clinic (See WREB Floor Plan). All candidates should familiarize themselves with the location of the oxygen/emergency cart (medical emergency kit) and the first aid kit. During the examination, the emergency cart/first aid kit and the AED are located on the main floor in the West Clinic (See WREB Floor Plan). In the event of an emergency the procedure is:
  - STAY WITH YOUR PATIENT; verbally notify the WREB Floor Assistant, School Coordinator or Chief Examiner of the emergency.
  - Make sure someone calls the local 9-1-1 (notify EMS).
  - Administer oxygen (O<sub>2</sub>) from the green oxygen cylinder located next to the medical emergency kit.
  - Administer Basic Life Support (BLS) until EMS arrive.
- **ATM Machine:** UCDH does not have an ATM machine or any way to obtain cash. Please plan accordingly.
- **Food Services Onsite:** UCDH has no on-site food, beverage, or cafeteria services for candidates or their patients. Candidates should inform their patients to eat before coming to the exam or candidates may choose to bring a small amount of food and beverage for their patients that the on-site school coordinator can refrigerate and then retrieve for them when it is needed. There are many gas stations, restaurants and fast-food establishments located within one (1) mile of the campus if you wish to purchase

food. However, food or drink are not allowed in any areas near the candidate clinics or check in desk during the examination. Within walking distance (under 1 mile) or within a short drive you will find the following.

- Jacksons Chevron Gas Station & ATM  
1308 West University Pkwy  
Orem, UT 84058 (801) 426-5700 0.42 miles from testing site
  
- Wal-Mart Super Center & Grocery (Burger King On-Site)  
1355 Sandhill Road  
Orem, UT 84058 (801) 221-0600 0.54 miles from testing site

## 2. Preparing for the Exams

### a. Hygiene Exam

**Patient Screening:** Please note that UCDH does not provide patients for candidates and does not have the responsibility for providing examination patients or back-up patients for any candidate for any reason. The WREB candidate is solely responsible for scheduling, securing and screening qualified patients for any/all WREB exam(s) and should not make requests of anyone associated with the college (UCDH faculty, administration, or staff) for possible back-up patients, patient information, patient consultation, advice, or patient records relating to any patient being considered for a WREB examination. All questions regarding candidate qualifications should be directed to the appropriate WREB officials. Candidate qualifications are provided in your candidate guide delivered to you directly by WREB. Unfortunately, not all candidates are students of UCDH and some candidates will not be able to request the use of the clinical facilities at UCDH for screenings of potential patients or use the radiographic facilities to take needed x-rays on non-examination days. If you are a UCDH student the availability, hours, and days of operation of the UCDH clinic is determined by the clinical staff at UCDH and is not guaranteed to fit your scheduling preferences. The time and days that the clinic will be available for screening patients will be by appointment only and is on a first come first serve basis for UCDH students only and must not interfere with regularly scheduled school clinical days. Screening times for candidates of UCDH students and their patients may ONLY be scheduled before the WREB examination begins and will fall under the stipulations outlined above (please call UCDH for additional details). To schedule a screening appointment, you may contact the UCDH front office receptionist by calling (801) 426-8234. Please note that the day before the examinations begin the building and campus will be closed to everyone (including screenings for UCDH students and tours) for cleaning and pre-examination set-up, and that after the exams begin (and during the exam) all candidates and school personnel will NOT be allowed to access or pass through restricted WREB designated areas. All candidates (even if they are not UCDH students) and their patients take full responsibility for the use of any equipment, machinery, or items used while on campus and must sign disclosure forms (and arbitration agreements) absolving Careers Unlimited L.L.C., (dba UCDH) and their assigned agents from any liability, damages, responsibility, etc. associated with requests and actions engaged in while screening or providing any exam

or related dental services to their patients while on the UCDH campus. UCDH student candidates must also arrange to have or bring a licensed dentist with them according to Utah Law to oversee and supervise all screening/evaluating activities regardless of when that screening takes place.

**Radiographs:** If needed candidates can expose traditional films on their patients & have them processed /developed by UCDH. UCDH utilizes traditional (non-digital) radiography machines for exposure of patient films (bite wing, and periapical). If needed developing services (provided by UCDH) will be accessible to all candidates for a fee. Please note that there is no panoramic (PANO) services, printing of digital radiographs, or radiographic duplication services available at UCDH so please make all copies before you arrive at the testing site. If a series of x-rays need to be taken, there is a separate fee/charge of \$10.00 for a single double pack film (1 adult size 2, E/F speed film) a charge of \$20.00 for a Bite Wing Series (two to four double pack adult size 2, E/F speed films) and a charge of \$30.00 for a Full-Mouth Series (5-18 double pack adult size 2, E/F speed films). UCDH only accepts cash (U.S. funds) for all charges/fees related to any service and/or purchase during the examination. In addition UCDH does NOT provide film mounts for exposed radiographs and candidates bringing their own film will be charged the same fees listed above. UCDH staff will happily show all candidates the basics of operation related to the x-ray facilities but cannot assist in radiographs on candidate's patients. Candidates using any of the UCDH radiographic bays/facilities are required to follow the posted UCDH infection control policies and wear proper clinical attire. After exposure of radiographic films all films should be taken to the sterilization drop off area for exposure. Please allow up to 25 minutes for films to be processed. Please note that UCDH only accommodates conventional radiographic exposure and developing formats for WREB candidates. No digital radiographic services will be available for WREB candidates during the examination.

**Administration of Local Anesthetic:** The safety of patients is paramount and guidelines, precautions, or refusal to administer anesthesia due to any condition (medical or otherwise) is left to the sole discretion of the practitioner administering the anesthesia. Patients posing a health risk may have amounts reduced, changed, or be denied. Please refer to the current WREB candidate guide(s) for any other applicable guidelines along with any other current or updated UCDH policies regarding the administration of local anesthesia while on UCDH campus.

- A. Practitioner(s) from the school is **NOT AVAILABLE** to administer local anesthesia to Candidate Patients. There are no exceptions to this policy.
- B. Local anesthetic cartridges/carpules and 20% benzocaine topical anesthetic gel is provided free of charge to all candidates. The brands of local anesthetic used/provided for free by UCDH are generic brands that are 1.7 to 1.8 ml standard cartridges with the following concentrations: Lidocaine HCl 2% and epinephrine 1:100,000, and Citanest® Plain (4% without vasoconstrictor). Disposable needlestick protection shields are provided by UCDH free of charge. If you are taking the anesthesia examination UCDH only has a few locking hemostats and limited anesthetic syringes that can be lent out for your

examination so please plan accordingly. If you prefer to use a specific type of local anesthetic, syringe, or topical anesthetic for your exam you are encouraged to bring it. Due to the policy stated candidates that do not have permission or current/proper credentials (and active and valid license) to administer local anesthesia by injection during the exam should make arrangements on their own to bring a lawful, licensed, current dental practitioner (with all required WREB documentation information) to accompany them to the exam site (UCDH campus) to administer local anesthesia on behalf of them and their patient. At a minimum those who administer local anesthesia (or sub cutaneous/gingival pocket anesthesia) must show proof of active and current liability insurance, present a valid government issued I.D., and have a copy of their current license to practice dentistry or dental hygiene in the state of Utah. Please read the official WREB guidelines regarding the details and restrictions for administration of local anesthesia during the exam.

- **Equipment, Instruments and Expendable Dental Materials:** Refer to the respective WREB Candidate Guide for a list of materials and armamentarium that the Candidate must provide.

**A. Handpiece and Propy Angle Hookups:** All operatories are equipped to operate the ultrasonic devices listed/pictured below. The air pressure to each operatory chair and all the handpieces are factory set at approximately 35 to 50 psi. Please ensure that your devices will operate effectively within these parameters.

*LIMITATIONS: The two high-speed attachments can be used with most Sonic scalers. Compatibility is not guaranteed or ensured by UCDH. UCDH utilizes the 2004 California Style Dansereau® Clinic Operatory Dental Chair. More information relating to the type of clinical dental chair used in the UCDH clinics can be obtained at [www.dhpdental.com](http://www.dhpdental.com).*

**B. Sonic/Ultrasonic Devices:** UCDH candidate clinic has magnetostrictive ultrasonic scaling units (without tips) set-up in each operatory of the clinic that you can use for free during your examination. The two brands available (and most commonly used at UCDH) are the 30K Autoscaler™ by South East Instruments Model AW 30C ([www.autoscaler.com](http://www.autoscaler.com)) and the Dual Frequency Auto-adjust 25K/30K Little Beaver 2.0 Ultrasonic Scaler from Vector Research ([www.vectorusa.net](http://www.vectorusa.net)). If there is a malfunction of the unit located in your operatory there are a limited number of other replacement magnetostrictive ultrasonic scaling devices on the premises that are available for replacement while supplies last. These units are issued on a first come first served basis (no reservation of units will be provided).





If you prefer to bring your own ultrasonic scaling unit please familiarize yourself with the dental chairs and hook-up/connection features outlined in this section of the guide. Please note the single water hook-up/connection picture below for all ultrasonic scaling units. The water hook-up is a standard ADEC hook up (please see the picture below of the 8.0 Water Tubing with ¼ Male non shut off quick release attachment or visit [www.autoscaler.com](http://www.autoscaler.com) for manufacturers unit specifications and limitations). All water is supplied from a pressurized bottle on the unit.



UCDH features (and supplies for all candidates to use during the exam) magnetostrictive ultrasonic scaling units with a 30K lavage knob for lavage control/adjustment. The lavage knob accepts Dentsply® Cavitron® Brand/Type 30K TFI, P, SLI, and FSI ultrasonic inserts. If you are still in doubt about what types of tips to obtain UCDH commonly uses the Cavitron THINsert 30K CTI-10S (Reorder 81551), the SlimLINE 30K FSI-SLI-10S (Reorder 80395), and the PowerLINE 30K FSI-PWR-1000 (Reorder 80799). Note: All UCDH Ultrasonic Scalers available for candidate use provided for free by UCDH utilize magnetostrictive technology. Please familiarize yourself with the application, limitations, and restrictions of this technology before you arrive to the examination site.

Ultrasonic units are supplied free of charge to all candidates. UCDH provides them “as is” and they are in a “used” condition. Every effort has been made to ensure that rentals are in good working order; however, due to their “used” condition performance expectations may vary from unit to unit. All tips/inserts for all available ultrasonic units (along with gaskets for tips/inserts) are not supplied by UCDH and are not available for rental or purchase from UCDH. Please plan accordingly and bring your own ultrasonic tips with gaskets! If you wish to arrive at UCDH before your scheduled testing day to hook-up your ultrasonic unit you may do so if you call and schedule a time with the front desk receptionist at UCDH. If the WREB exam has already begun you cannot enter the clinic.

- C. Air/Water Syringe Tips:** UCDH provides free of charge disposable air/water syringe tips for all candidates.
  
- D. Blood Pressure Cuffs and Stethoscopes:** UCDH provides for all candidates use blood pressure cuffs and stethoscopes free of charge. Please note these items are in used condition and vary in brand and type. If you need to be familiar with the use of your blood pressure cuff and stethoscope we suggest you bring your own.

**E. Expendable Materials:** Expendable dental materials are supplied by UCDH free of charge to all candidates and are included in **Appendix A and Appendix B**.

- **Sterilization Services:** Sterilization services open each day at 8:00 a.m. Instruments and handpieces can be processed and run through a steam sterilizer after your examinations free of charge for candidates requesting this service from UCDH. UCDH will not lube, wipe down, scrub, ultrasonic, or wash instruments either inside or outside of cassettes. All instruments should be wiped down and clean of visible debris before being brought to the UCDH sterilization drop-off area. Submitted candidate instruments should be placed in a sealed sterilization bag within a closed stainless steel instrument cassette or simply bagged by the candidate for sterilization. Stainless steel instrument cassettes submitted to UCDH for sterilization should be able to fit comfortably within a 7 ½ W x 13 L disposable self-seal sterilization pouch. Hand sterilization bags provided to candidates by UCDH are no larger than 7 ½ W x 13 L. Candidates may request extra-large autoclave bags (13 x 20) if needed. All submitted instruments/items for sterilization should be clearly marked with the candidates WREB identification number only. To ensure all candidates anonymity all instruments used in the exam should not be marked with candidate names or initials or other identifying markings. Instruments submitted for sterilization will be processed/sterilized with a minimum required turnaround time of three hours. Items submitted after 3:00 p.m. will be available for pick-up the following business day by 8:00 a.m. (UCDH is not open on Sunday). All items submitted to be sterilized must be picked up from UCDH within five days of the conclusion of the examination. If the candidate chooses to use the sterilization services provided by UCDH the candidate assumes all liability for lost or damaged items submitted.
  - The time that instruments can be retrieved depends on the length of time necessary for processing and sterilization, as well as the number of other candidate's instruments. The shortest amount of time in which instruments can be processed is approximately three hours. The sterilization assistant will provide you an estimated time after which you may pick up the sterilized instruments. Please do not submit any materials or instruments that may be damaged during the sterilization process. If you are re-taking an exam then you can request a faster sterilization turnaround time from the school coordinator.

b. **Local Anesthesia Exam**, Please see applicable information in previous sections

### 3. During the Clinical Exam

**Dental Operatory Units:** UCDH utilizes the 2004 California Style Dansereau® Clinic Operatory Dental Chair/Units. More information relating to the type of clinical dental chair used in the UCDH clinics can be obtained at [www.dhpdental.com](http://www.dhpdental.com).

- **Infection Control (Surface Asepsis):** Wipes and barrier tape will be provided free of charge to all candidates. All surfaces that are touched or contaminated by the candidates or their patients on the dental unit, countertops, patient chair, light handles, etc. will need to be either have barrier tape placed on them or wiped down.

#### **A. Hazardous Waste Disposal (exam-type specific):**

- **Hygiene:** All sharps must be placed in the designated red biohazard containers located throughout the clinic and all blood-soaked materials must be placed in the red biohazard bags that can be found on the chair bracket trays.

- **Local Anesthesia:** All sharps must be placed in the designated red biohazard containers located throughout the clinic and all blood-soaked materials must be placed in the red biohazard bags that can be found on the chair bracket trays.

**B. Sharps Disposal:** Only needles and broken instruments should be placed into sharps containers. All sharps must be placed in the designated red plastic cabinet top biohazard containers located throughout the clinic.

- **Emergency Medical Equipment:** Emergency equipment for the exam will be located in the school coordinators office located in the West Clinic on the UCDH Campus. This room contains oxygen, ice packs, and a first aid kit. The AED is located directly east of the school coordinators office in the long hallway.

#### 4. Travel and Lodging Information

- **Airport Information:** The Salt Lake City (SLC) Airport is an international airport and services Utah and the surrounding Wasatch Front. Visit <https://slcairport.com/>
- **Ground Transportation:**

##### Salt Lake City International Airport Rental Cars

Alamo	801-575-2211
Avis	801-575-2847

##### Rental Car Offices Orem/Provo Area

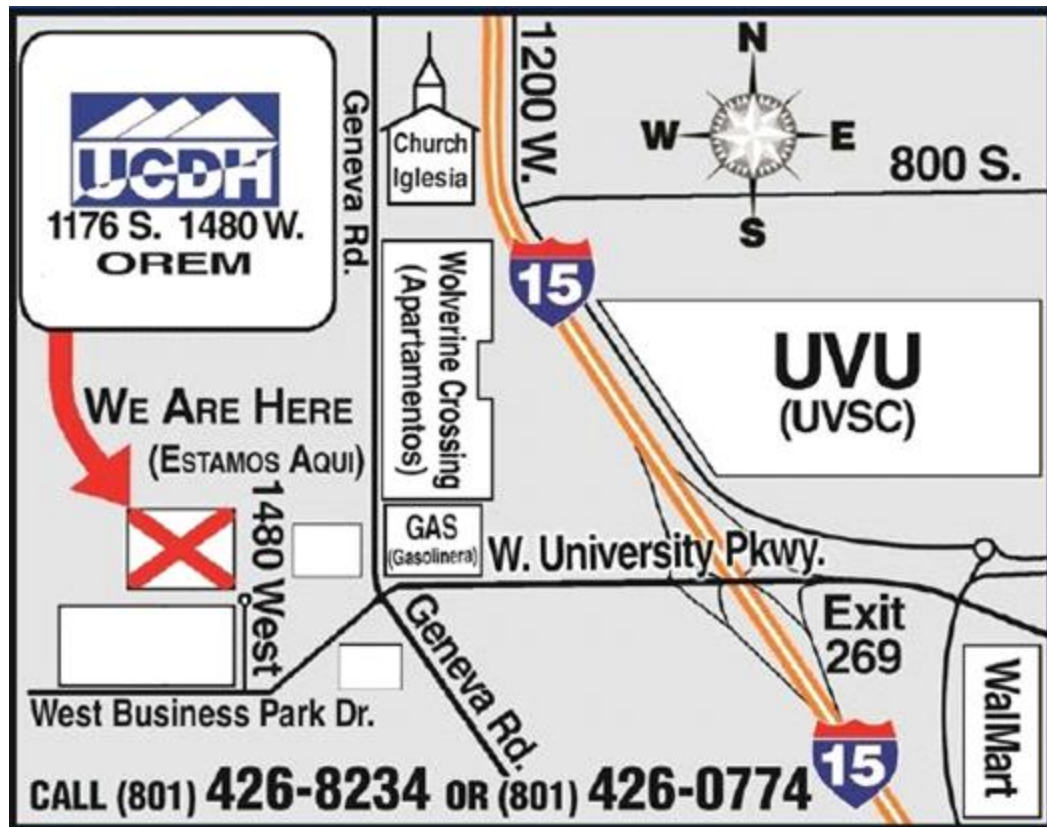
Enterprise Rent-A-Car	801-377-7100
-----------------------	--------------

- **Hotel Accommodations:** Reservations should be made directly with hotels/motels accommodations located close to the school are listed below. Candidates should call for rates.
  - La Quinta Inn & Suites
    - 1100 W. 780 North Orem, UT 84057
    - Phone: 801-960-3210
  - Comfort Inn and Suites Orem
    - 427 West University Parkway Orem, UT 84058
    - Phone: 801-431-0405
  - Courtyard® by Marriott® Provo
    - 1600 N Freedom (200 West) Boulevard Provo, Utah 84604
    - Phone: 1-866-238-4218
  - Holiday Inn Express
    - 1290 West University Pkwy Orem, Utah 84058
    - Phone: 801- 655-1515
  - Hampton Inn & Suites Orem
    - 851 West 1250 South Orem, UT 84058
    - Phone: 1-801-426-8500 or Fax: 1-801-426-8700

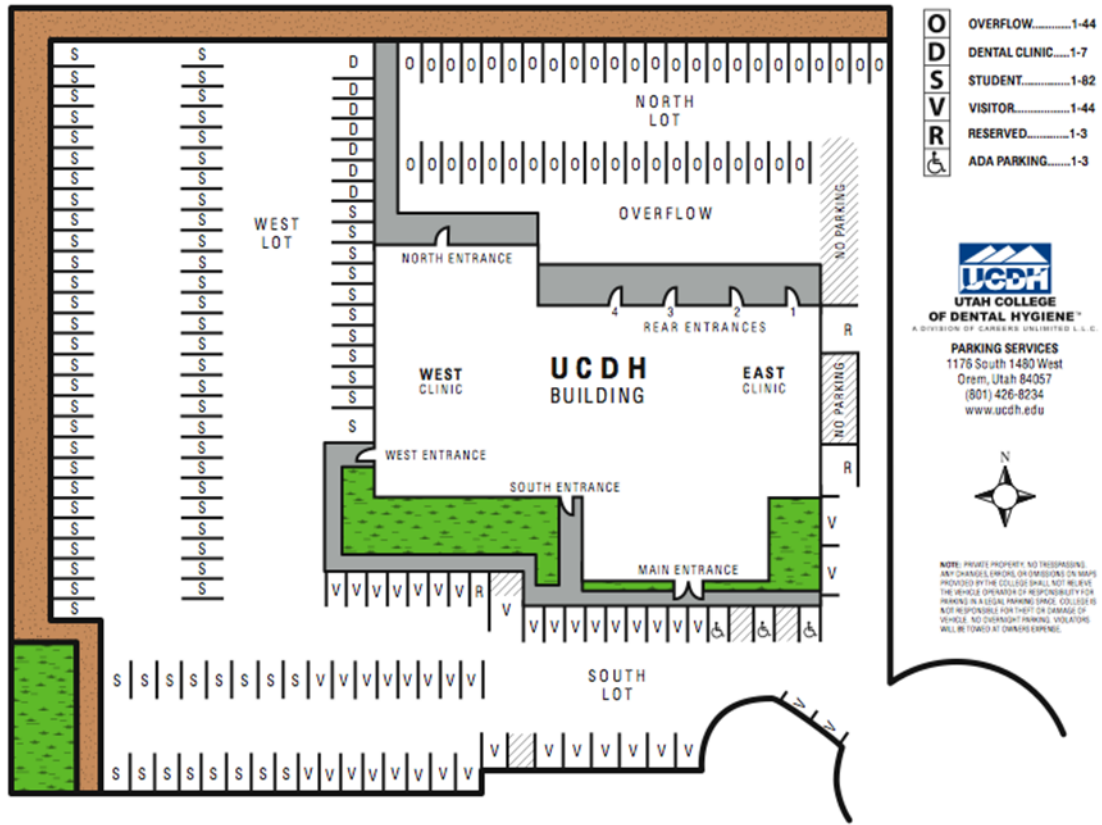
- **Directions from the Salt Lake City (SLC) International Airport Heading Southbound to I-15 and then to the UCDH Campus located at: 1176 South 1480 West Orem, UT 84058.**
  - Leave the SLC airport and **head eastbound** on Interstate Highway 80 (I-80) toward Las Vegas/Provo. At the junction of I-80 and Interstate Highway 15 (I-15) **head southbound** on I-15 toward the city of Provo. Take the **University Parkway Exit #269** and veer right. When you stop at the top of the hill, turn right onto University Parkway. You will drive west down the hill to the traffic light intersection (University Parkway and Geneva Road). Drive straight ahead through the light into the Orem Business Park and you will drive down a slight hill about one block (University Parkway becomes W. Business Park Dr.). Turn right (north) at 1480 West. The Utah College of Dental Hygiene is located on the left (a tan building with a blue stripe on top) at the end of the street.



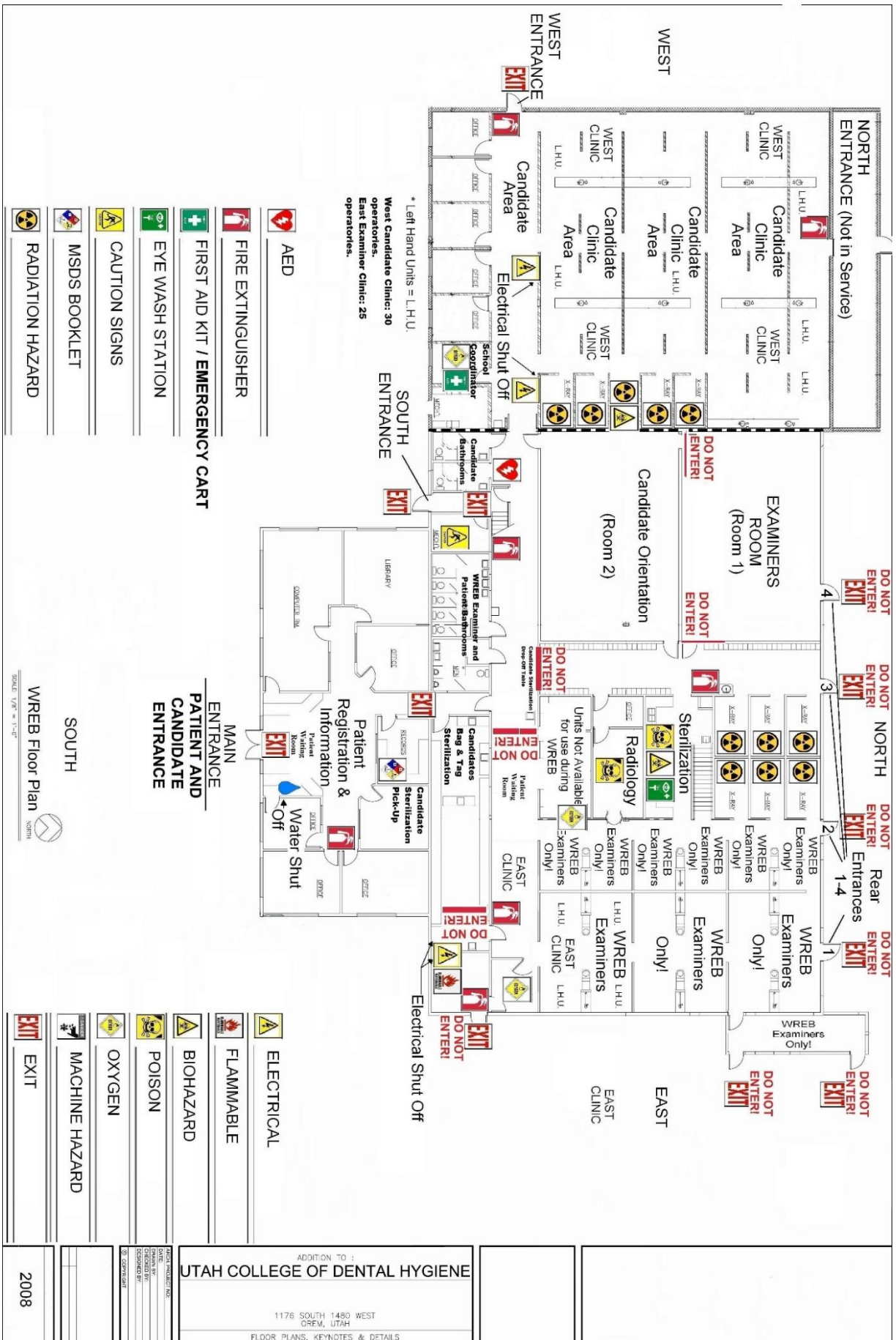
- **From Las Vegas Heading Northbound on I-15**
  - Heading northbound on Interstate Highway 15 (I-15) take the **University Parkway Exit #269** and veer to the left. At the top of the hill, turn left onto University Parkway & go down the hill to the traffic light (University Parkway and Geneva Road). Drive straight ahead down a slight hill about one block (University Parkway becomes W. Business Park Dr.). Turn right on 1480 West. The Utah College of Dental Hygiene is located on the left at the end of the block.



5. Campus Map:



6. Clinic Floor Plan: Indicates Patient waiting area, Candidate clinic, Examiner grading area, areas of emergency equipment. (See Below)



## Required School-provided Expendable Dental Materials Appendices

<b>APPENDIX A – Expendable Dental Hygiene Materials List                      Provided by Exam Site Host (School)                      To be provided in sufficient quantities for all Dental Hygiene Candidates</b>		
2x2 gauze squares	Cotton-tip applicators	Patient bib clips, disposable
Air/water syringe tips	Drinking cups	Patient napkins/bibs
Antimicrobial mouthwash	Face masks	Prophy paste
Anesthetic(s)	Facial tissue	Sanitizing materials
<ul style="list-style-type: none"> <li>Local anesthetic(s) with and without vasoconstrictors</li> </ul>	Gloves	Soap
<ul style="list-style-type: none"> <li>Topical anesthetic(s)</li> </ul>	<ul style="list-style-type: none"> <li>Gloves, nonlatex (S,M,L,XL)</li> </ul>	Standard saliva ejectors
Autoclave bags, small	<ul style="list-style-type: none"> <li>Overgloves</li> </ul>	Surface disinfectant
Autoclave bags, medium	Headrest covers	Syringe Needles (long & short)
Autoclave tape	Instrument trays, disposable	Tray covers
Barrier covers/tape	Paper towels	Trash bags

<b>APPENDIX B – Expendable Local Anesthesia Materials List                      Provided by Exam Site Host (School)                      To be provided in sufficient quantities for all Local Anesthesia Candidates</b>		
2x2 gauze squares	Cotton-tip applicators	Patient bib clips, disposable
Air/water syringe tips	Drinking cups	Patient napkins/bibs
Antimicrobial mouthwash	Face masks	Sanitizing materials
Anesthetic(s)	Facial tissue	Soap
<ul style="list-style-type: none"> <li>Local anesthetic(s) with and without vasoconstrictors</li> </ul>	Gloves	Standard saliva ejectors
<ul style="list-style-type: none"> <li>Topical anesthetic(s)</li> </ul>	<ul style="list-style-type: none"> <li>Gloves, nonlatex (S, M,L,XL)</li> </ul>	Surface disinfectant
Autoclave bags, small	<ul style="list-style-type: none"> <li>Overgloves</li> </ul>	Syringe Needles (long & short)
Autoclave bags, medium	Headrest covers	Tray covers
Autoclave tape	Instrument trays, disposable	Trash bags
Barrier covers/tape	Paper towels	