



Department of Dental Hygiene

Exam Site Information for Candidates
Western Regional Examining Board (WREB)
2021 WREB Hygiene Examination

Examination Dates:

April 22 – April 25, 2021

Austin Community College District
Eastview Campus
3101 Webberville Road Building
Department of Dental Hygiene
Building 8000, Room 8162
Austin, TX 78702
Phone: (512) 223-5710
Fax: (512) 223-5906

ACC Exam Site Information for Candidates
2021 WREB Dental Hygiene Examination

Table of Contents

School Facility and Services 3

 Location, Building Access and Hours 3

 Directions 3

 Parking 3

 Security and Emergency Services..... 3

 ATM Machine 4

 Food Services 4

Preparing for the Hygiene Exam 4

 Patient Screening 4

 Radiographs 4

 Administration of Local Anesthetic..... 4

 Equipment and Instruments 4

 Ultrasonic Units..... 5

 Expendable Materials 5

 Sterilization Services 5

 COVID-19 Screening 5

During the Clinical Exam 6

 Infection Control 6

 Medical Emergencies 7

Travel and Accommodation Information..... 8

 Airport Information..... 8

 Ground Transportation 8

 Hotel Accommodations..... 8

Appendices..... 9

 Campus Map 9

 Clinic Floor Plan..... 10

 Parking Permit..... 11

The faculty at the Austin Community College (ACC) Dental Hygiene Program welcomes you to our campus. This handbook has been prepared to help you plan for your clinical board examination at ACC. The information presented here should answer most of your questions; however, if you have additional questions/concerns after reading this handbook, please feel free to contact us by e-mail. The School Coordinator and site contact is **Kate Goin**. Her e-mail address is kaitlyn.goin@austincc.edu. If you have questions about the Candidate Guide provided by WREB regarding the examination process (e.g., content, patient requirements, paperwork or forms, etc.), you need to direct those questions to the WREB office www.wreb.org or phone: (623) 209-5400.

School Facility and Services

Location, Building Access and Hours

The Austin Community College Dental Hygiene Clinic is located physically at 3101 Webberville Road, Building 8000, Austin, TX 78702. The room number for the Department of Dental Hygiene is 8162, located on the first floor of the building directly across from the bookstore. The building will be open 6:00am-6:00pm daily during the exam dates.

A map of the campus follows in this packet.

Directions

When driving south on interstate 35, e.g., from Waco to Austin:

1. Take Exit 237A. Turn left onto Airport Boulevard (you will be going basically southeast), go 2.4 miles.
2. Turn right on Oak Springs Drive, go 0.4 miles.
3. Turn left on Webberville Road, go 0.2 miles to the Eastview Campus.

When driving north on interstate 35, e.g., from San Antonio to Austin:

1. Take Exit 234B. Turn right on Cesar Chavez Street East (you will be going east), go 1.2 miles.
2. Turn Left on Pedernales Street, go 0.6 miles.
3. Pedernales will “turn into” Webberville Road (changes names)
4. Continue on Webberville Road, go 0.6 miles to the Eastview Campus.

Parking

A parking permit will need to be placed on the dashboard of the vehicle to park on the ACC Eastview campus. A parking permit is in the back of this packet; you are responsible for printing a permit for you and your patient (as necessary). Park in lot G and enter through the doors in building 8000 that are closest to building 9000 (this is the only open entrance to the building).

Security and Emergency Services

To contact ACC campus police for non-emergency issues, call the main dispatch at (512) 223-1231 or the Eastview police desk at (512) 223-5120. When on campus you need to dial 9 to get an off-campus line except when dialing **911** or **222**

- For medical emergencies, dial **911** [follow with a call to 222 to advise police to assist]
- For a non-medical police Emergency dial **222** from any campus phone or (512) 223-7999 from a non-ACC phone.

ATM Machine

There is no ATM available on campus. A Wells Fargo financial center is located 0.7 miles from campus at 1145 Airport Blvd. A Bank of America financial center is located 0.6 miles from campus at 1144 Airport Blvd.

Food Services

There is no food or beverage available on campus. There are no water fountains available on campus. You will need to supply your own drinking water if needed. There are many fast food restaurants located within two miles from the clinic. Examples include: McDonald's, Jack-in-the-box, Church's Chicken, Golden Chick, Sonic, Whataburger, and Taco Bell

Preparing for the Hygiene Exam

Patient Screening

ACC Dental Hygiene cannot provide patients for candidates. Candidates are not allowed to utilize the clinic for screening purposes prior to examination time due to liability reasons. Recruitment of patients for the exam is entirely the candidate's responsibility.

Radiographs

ACC Dental Hygiene uses digital radiography only. Traditional film, film processing, and duplication services are not available; however, four view boxes will be made available.

Radiograph facilities will be available to candidates for exposure of patient radiographs only on the candidate's exam date in case of emergent needs/change in patient.

Administration of Local Anesthetic

ACC Dental Hygiene will have a dentist available during the exam to administer local anesthetic for your patients, if required. The dental hygiene school will provide all the required anesthetic supplies to the candidates.

Equipment and Instruments

Dental units are all A-dec brand with the delivery system located behind the chair. The candidate must provide all clinical instrument set-ups required. ACC Dental Hygiene does not have any clinical instruments available for rental.

A digital blood pressure unit is provided at each operatory.

Disposable prophylaxis angles will be made available if needed. You must provide your own slow speed handpiece. The handpiece attachment is a five-hole screw on air connection. A photo of the attachment is located below.


ACC will provide HVE devices – IsoVac or Safety Suction – that must be used in conjunction with the ultrasonic scaler.

If you experience a malfunction of any operatory equipment during the examination, report it to the Floor Assistant who will notify the Dental Equipment Mechanic responsible for that area.



Ultrasonic Units

Each operatory is equipped with a 30K ultrasonic Dentsply cavitron unit (Cavitron Plus Ultrasonic Scaler with Tap-On Technology). In addition to providing the ultrasonic unit, ACC Dental Hygiene will provide the required handpiece. Candidates MUST provide their own inserts. It is important to note that these units ONLY use 30K inserts. If a candidate chooses to use their own ultrasonic scaler, each operatory has a standard A-dec water quick-connect hook-up/connection that accommodates typical magnetostrictive or piezo scalers. Sonic scalers can be used if they are compatible with the five-hole screw on air connection.



Expendable Materials

Expendable Dental Hygiene Materials List Provided by Exam Site Host (Austin Community College) The following will be provided in sufficient quantities for all Dental Hygiene Candidates		
2x2 gauze squares	Cotton-tip applicators	Pen/pencil covers, disposable
Air/water syringe tips	Drinking cups	Prophy paste & prophy angles
Anesthetic(s) <ul style="list-style-type: none"> Local anesthetic(s) with and without vasoconstrictors Topical anesthetic(s) 	Face masks for patients	Overgowns & hair bonnets
	Facial tissue	Soap & hand sanitizer
Antimicrobial mouthwash <ul style="list-style-type: none"> alcohol & non-alcohol based 	Gloves <ul style="list-style-type: none"> Non-latex/nitrile (XS,S,M,L,XL) Utility gloves 	Standard saliva ejectors
	Autoclave bags, (S,M,L)	Instrument trays, disposable
Autoclave tape	Paper towels	Thermometer probe cover
Barrier covers/tape	Patient bib clips, disposable	Tongue depressor
Chair covers	Patient napkins/bibs	Tray covers
		Trash bags

Sterilization Services

Sterilization services are available to candidates at no charge under the following conditions:

- Instruments are submitted inside a cassette that is clearly marked with your **candidate ID**
- **No loose instruments will be accepted for sterilization**

Instruments submitted for sterilization will be processed with a minimum turnaround time of five hours. The process may take longer depending upon the number of other candidates' instruments. Items submitted after 3:00 pm will be available for pick-up the following day. If the candidate chooses to use the sterilization services provided by ACC Dental Hygiene, the candidate assumes all liability for lost or damaged items submitted.

COVID-19 Screening

- If you or your patient are feeling sick, feverish, or unwell, please do *not* come.
- Everyone is required to wear a face mask to enter the building.
- You and your patient will be screened (using an Ipad app) and your temperature will be taken upon entering the building.
- Companions will not be allowed in the building.
- When you and your patient check-in at the Dental Hygiene reception desk, you will be screened again with more thorough questions recommended by the ADA (see COVID-19 screening form for questions)
- Please practice social distancing.
- Upon arrival, if a candidate and/or patient shows symptoms of COVID-19, they will be dismissed from the WREB exam and advised to consult with a physician or local health clinic.

During the Clinical Exam

Infection Control

ACC Dental Hygiene infection control policies follow CDC guidelines. These procedures will be reviewed with you during the orientation.

- ❖ Surface Asepsis
 - Barriers must be used on light handles, air/water syringe, saliva ejector, HVE (if used), patient chair, and operator chair. Refer to the images that follow the text.
 - Birex disinfectant wipes are to be used for all surfaces that are not barriered or may have become contaminated. Use one wipe to clean the operatory and the 2nd wipe to disinfect.
 - **Disinfectants are not to be used on chair upholstery.** A mild soap and water solution should only be used on chair upholstery. These are located in the cabinet above the sink at each operatory.
 - After patient care and disinfection, connect the suction lines to the ICV evacuation cleaning system and run.
- ❖ Personal Protective Equipment
 - Appropriate clothing is required as specified by WREB, e.g., scrubs, closed-toe shoes.
 - Hair is to be styled or secured so that it will not fall forward and interfere during treatment. Male students are to be clean-shaven or have facial hair neatly trimmed. A disposable hair bonnet that meets infection control guidelines will be worn in any situation where there is the probability of exposure to bodily fluids as occurs with splash, splatter, or aerosols.
 - Minimal jewelry should be worn. Acceptable hand jewelry is limited to one ring and a watch; jewelry is not to interfere with glove use and integrity. In addition, a medical alert bracelet may be worn if applicable. One pair of simple earrings will be allowed in the ears. The space created by gage earrings must be filled with skin-tone plugs matching the student's skin coloring. One simple stud may be worn as a nose piercing; no necklaces. Jewelry must be covered when ultrasonic/polishing procedures are utilized.
 - Nails must be short and free of polish. Artificial nails must not be worn.
 - Candidates must provide their own OSHA accepted protective eyewear for BOTH themselves and their patient
 - **Candidates must provide their own NIOSH approved N95 respirators (KN95 will not be acceptable) that they've been fit tested with. Candidates must wear N95 respirator during the entire exam.**
 - Patients will wear a mask at all times when treatment/assessment is not occurring.
 - Gloves, bonnets, and overgowns will be provided.
 - Overgowns should not be worn outside of clinic area.
 - Wash hands with soap BEFORE gloving and AFTER de-gloving. If you need to leave the operatory for any reason you MUST remove your gloves followed by wand washing.
- ❖ Hazardous Waste Disposal
 - Most waste can be disposed of in the trash receptacle located behind the sink in each operatory.
 - Any blood soaked waste must be sealed and disposed of in the biohazard waste container located in the back of the clinic
- ❖ Sharps Disposal
 - All needles, anesthetic cartridges, and other potential sharps are to be placed in the sharps containers located in each operatory.

The photos demonstrate what items need to be covered with barriers.



Medical Emergencies

The protocol must be followed upon discovering a medical emergency:

1. The patient will remain in the care of the candidate or person discovering the problem. The patient must not be left alone. Press the emergency light located in each operatory. A responsible person should be sent to report the problem to the Floor Examiner.
 2. The Floor Examiner will make a judgment as to whether a true emergency exists. If so, a call will be placed to 911.
 3. Ask School Coordinator or Clinic Assistant to collect the emergency supplies.
- Emergency equipment is located in the marked medical emergency cart in the area immediately behind the treatment operatories (Computer Study area).
 - The oxygen tank is attached to the medical emergency cart.
 - The AED is located in the same Computer Study area on the wall opposite the medical emergency cart.
 - The eye wash station is located to the left of the darkroom in the back of the clinic.
 - A fire blanket is located adjacent to the red wall-mounted cabinet above the medical emergency cart.
 - A telephone is located adjacent to the AED cabinet

Travel and Accommodation Information

Airport Information

Austin-Bergstrom International Airport is about 5 miles from campus. The website is <http://austintexas.gov/airport>

Ground Transportation

There are multiple transportation options from the airport. The above website will have all of the information. Just a few of the transportation options are [SuperShuttle](#), [Capital Metro - public transportation](#), multiple transportation network companies including: Fasten, Lyft, RideAustin, Uber.

Hotel Accommodations

Reservations should be made directly with the hotel; several hotels are located close to the campus. Candidates need to call for rates.

Three lodging options closest to campus area:

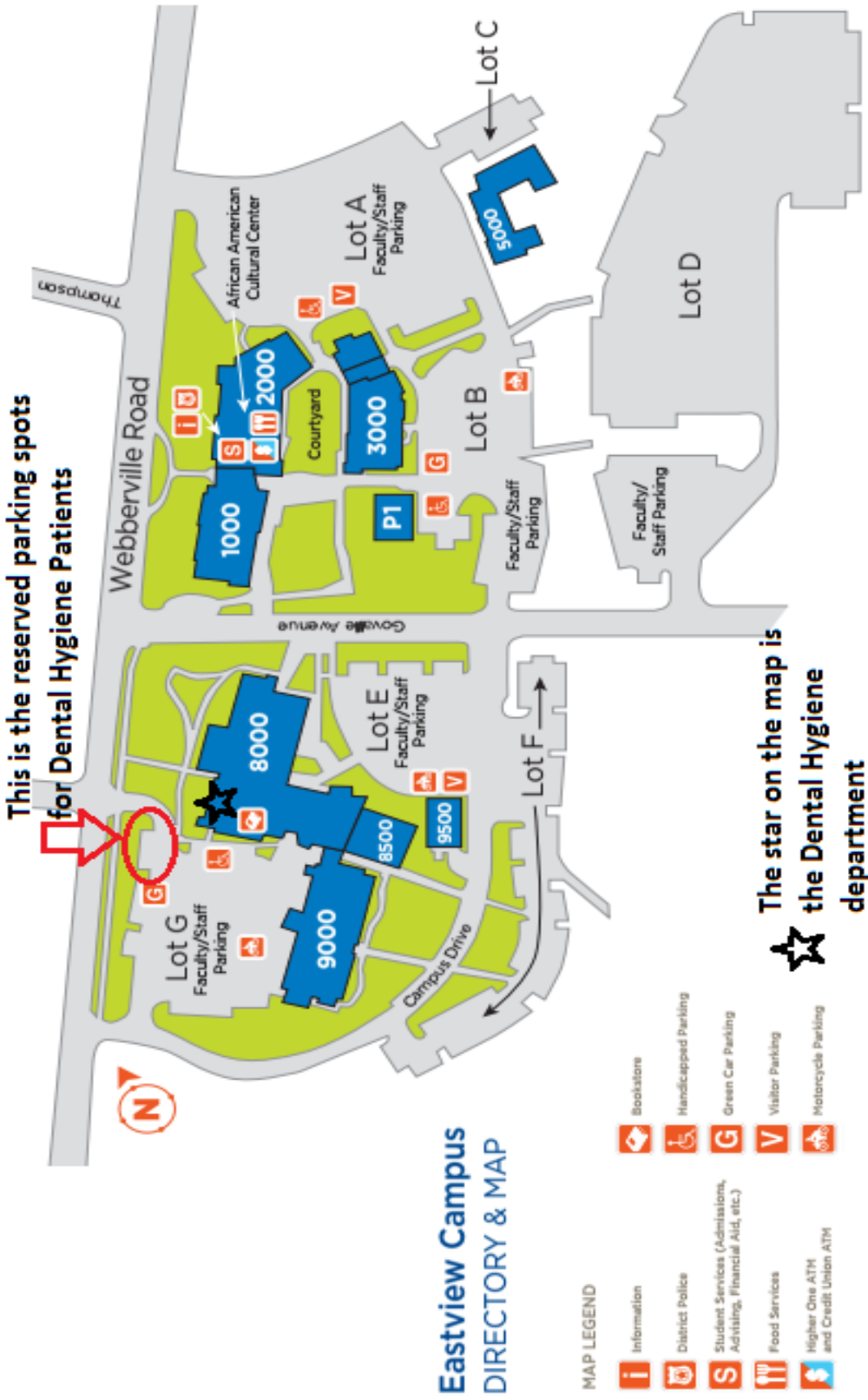
Guild East 6th
1000 E 5th Street
Austin, TX 78702

Courtyard by Marriott Austin Downtown
300 East 4th Street
Austin, TX 78701

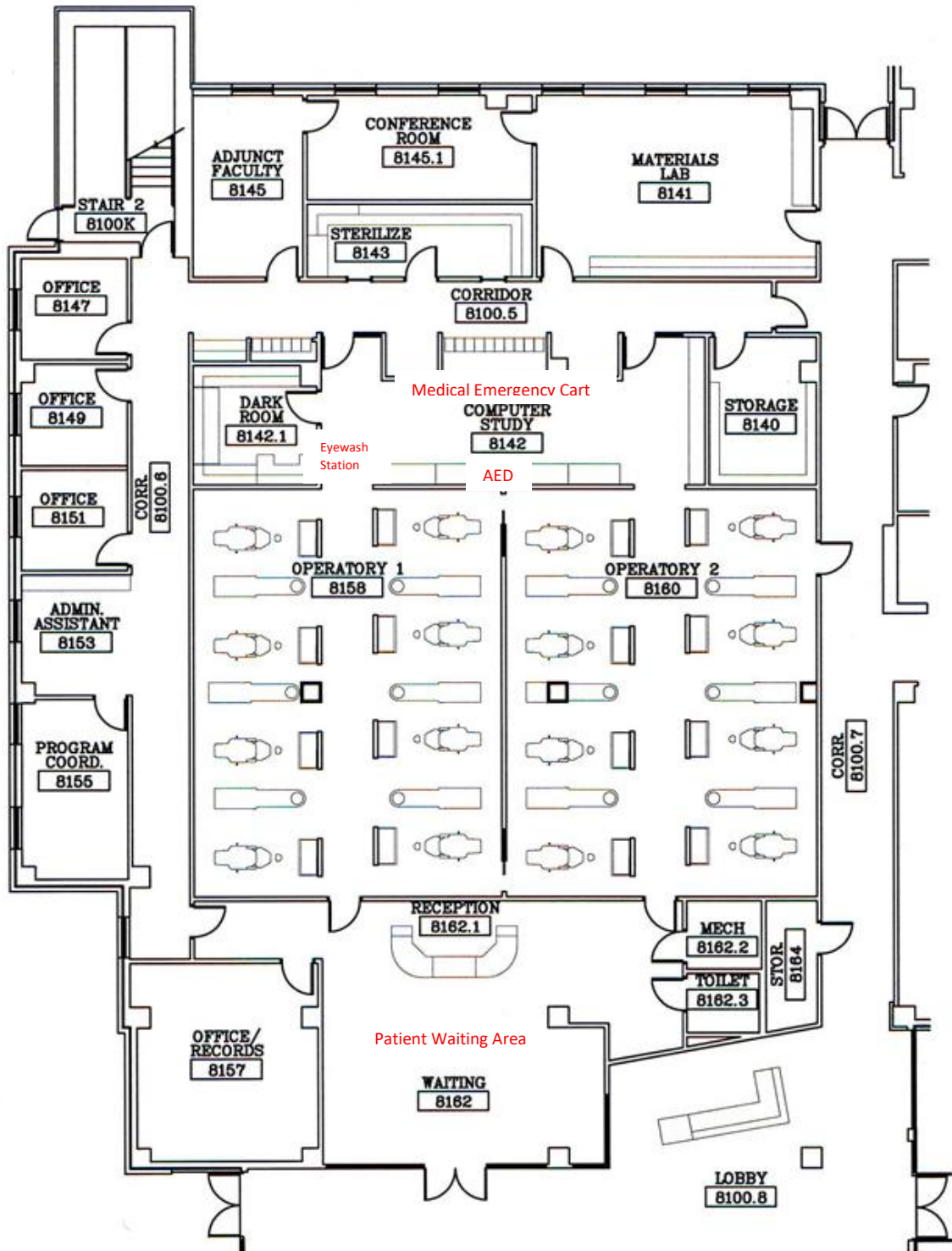
Hyatt Place Austin Downtown
211 East 3rd Street
Austin, TX 78701

Appendices

Campus Map



Clinic Floor Plan



Entrance to building from
Parking Lot G

April 22-April 25, 2021

Thurs, Fri, Sat & Sun: 6am – 6pm

TO: ACC Police/Security

The driver of this vehicle is a participant in the Western Regional Examination Board (WREB) held in the ACC dental hygiene clinic. They will be serving as an examiner, candidate, or patient in the dental hygiene clinic on the above dates and will need to use this method as a parking permit.

Please do not ticket this car.

For further information/assistance please contact:

Michelle Landrum, Department Chair
Dental Hygiene (512) 223-5710

Thank you.