

Portland Community College



Exam Site Information for Candidates
Western Regional Examining Board (WREB)
2020 WREB Hygiene Examination

Portland Community College
Sylvania Campus
12000 SW 49th Avenue, HT Bldg. Room 206
Portland, OR 97219
971 722-4235

Exam Site Information for Candidates
2020 WREB Dental Hygiene, Local Anesthesia & Restorative Examinations

Table of Contents

1. School Facility and Services

- Clinic Address, Building Access and Hours
- Parking
- Security and Emergency Services
- ATM Machine
- Food Services Onsite

2. Preparing for the Exam

- Patient Screening
- Radiographs
- Administration of Local Anesthetic – Practitioner Availability
- Dental Operatory Units
- Equipment, Instruments and Expendable Materials
- Sterilization Services

3. During the Exam

- Infection Control (Surface Asepsis)
- Medical Emergencies and Equipment

4. Travel and Accommodation Information

- Airport Information
- Ground Transportation
- Hotel Accommodation

5. Appendices

- Campus Map
- Clinic Floor Plan
- Expendable Dental Materials Lists

1. School Facility and Services

Location, Building Access and Hours:

Address: 12000 SW 49th Ave. Portland, OR 97219

Building/Room: Health Technology Bldg. (HT) Room 206

School Coordinator: Josette Beach, RDH, MS

Phone: 971-722-4235

Directions from the Airport:

1. Get on I-205 Heading South towards Salem/Oregon City
2. Bear **Rt.** Into the **I-84 W** entry ramp (go 2 miles)
3. Take the **1-5 S** ramp to **Salem/Beaverton** (go 6.6 miles)
4. Take **Exit 295** to **Capitol Hwy** (go .2 miles)
5. Turn **Rt** at **Taylor's Ferry Rd**
6. Turn **Rt.** On **Capitol Hwy** (at four way stop)
7. Follow **Capitol Hwy (which becomes 49th Ave)** past 5 traffic lights to the **Sylvania Campus on the Rt.**
8. Once on Campus: (This is the front entrance) Turn in to campus and **follow the signs to the "Gym/Pool"** (**stay to the Rt. After the entrance.** At the **next street ("J" Street)** turn **Lt.** (there will be a sign that says "gym/pool")
9. **Follow that street straight** – the HT bldg. is last one on the left. (see map)

Directions Heading South on I-5: Follow **steps #6-9 above**

Directions Heading North on I-5: Take **Exit 293 (Haines St).**

At stop sign go **right onto Haines**

Next stop sign go **left onto Lesser Rd.**

College entrance will be on the Rt. (this is the back entrance).

Next stop turn Rt. onto "H" Street.

HT bldg. is the first bldg. on the left (see map)

Building will be open from 6:00am-9:00pm Weekdays and 6:30-6:00pm Weekends

Parking: The closest parking lot to the HT building is P12. Parking passes are not needed on Saturdays and Sundays.

Weekdays parking fees are: \$2 for 2 hrs., \$3 for 3 hrs., \$4 for 4 hrs. and \$5 for 5 hrs.+.
To purchase a parking pass, use the machine in front of the HT building or at the first right turn after you enter the campus off of the 49th Avenue Main Entrance.

Exact change or credit card are needed to purchase a parking pass (change is not given).

Do NOT park in handicap designated areas, without appropriate handicap stickers. Do NOT park in areas marked “Staff Parking.”

- **Security and Emergency Services:** Non-emergency phone number for Public Safety is 971 722-4902. Emergency Public Safety phone number is 971 722-4444
- **ATM Machine:** CC Building – Upper Mall area on the “Right Side” of the building before the “Chill Café.”
- **Food Services Onsite:** The Cafeteria is open Monday through Friday 7:30 am-9:00pm. The “Chill Café” is open 7:00 am to 2:00 pm daily. Both are located in the CC building.

2. Preparing for the Hygiene Exam

The Portland Community College Dental Department cannot provide patients for candidates. Please do not call the school concerning the obtainment of patients nor ask for school confidential patient records. Recruitment of patients for the exam is entirely up to the candidate.

- **Patient Screening:** The Clinic will be made available to candidates for screenings only in emergency situations. Please phone the Director, Josette Beach at 971 – 722-4235 to arrange for use of the clinic prior to the exam.
- **Radiographs:** Digital Radiograph Equipment is available to candidates during the exam if necessary. The Director or Floor Assistant will assist candidates who are in need of use of the radiology facilities.
- **Administration of Local Anesthetic:** Practitioner from the school is **NOT AVAILABLE** to administer local anesthesia to Candidate Patients. There are no exceptions to this policy.
- **Equipment, Instruments and Expendable Dental Materials:**
 - A. Handpiece and Prophy Angle Hookups:** Please see attachment for diagrams of handpiece attachments. PCC is unable to loan or rent school handpieces to candidates.
 - B. Sonic/Ultrasonic Devices:** Ultrasonic scalers are not available for loan or rent.
 - C. Air/Water Syringe Tips:** Candidates will be provided with metal air/water syringe tips for use during the exam. The candidate will return the air/water syringe tip to the sterilization room at the completion of their examination
 - D. Blood Pressure Cuffs and Stethoscopes:** Candidates should bring their

own blood pressure cuff and stethoscope. In emergency situations, PCC will have blood pressure cuffs and stethoscopes available for use.

E. Expendable Materials: Expendable dental materials supplied by the school are noted in **Appendix A**. - Items not listed are responsibility of Candidate.

- **Sterilization Services:** Please contact the Director at 971 722-4235 if you will need items sterilized prior to the exam. During the exam, sterilization of instruments will take place for instruments/supplies **needed immediately** for examination. Otherwise, at the completion of the exam, the candidate will place instruments in sterilization pouches and “Transfer Bags” to take back to their school/office for sterilization. **Candidates retaking onsite will notify the Director or Floor Assistant that they are in need of having their instruments/supplies sterilized prior to their retake session.**

3. Preparing for the Local Anesthesia Exam

- **Equipment, Instruments and Expendable Dental Materials:** Refer to the respective WREB Candidate Guide for a list of materials and armamentarium that the Candidate must provide.

A. Air/Water Syringe Tips: Candidates will be provided with metal air/water syringe tips for use during the exam. The candidate will return the air/water syringe tip to the sterilization room at the completion of their examination

B. Expendable Materials: Expendable dental materials supplied by the school are noted in **Appendix B**. Items not listed are responsibility of the Candidate.

- **Sterilization Services:** Please contact the Director at 971 722-4235 if you will need items sterilized prior to the exam. During the exam, sterilization of instruments will take place for instruments/supplies **needed immediately** for examination. Otherwise, at the completion of the exam, the candidate will place instruments in sterilization pouches and “Transfer Bags” to take back to their school/office for sterilization. **Candidates retaking onsite will notify the Director or Floor Assistant that they are in need of having their instruments/supplies sterilized prior to their retake session.**

C. Preparing for the Restorative Exam

- **Equipment, Instruments and Expendable Dental Materials:** Refer to the respective WREB Candidate Guide for a list of materials and armamentarium that the Candidate must provide.

Handpiece and Prophy Angle Hookups: Please see attachment for diagrams of handpiece attachments. PCC is unable to loan or rent school handpieces to candidates.

Air/Water Syringe Tips: Candidates will be provided with metal air/water syringe

tips for use during the exam. The candidate will return the air/water syringe tip to the sterilization room at the completion of their examination

Curing Lights: Candidates must bring their own curing lights for use during the restorative exam.

Expendable Materials: Expendable dental materials supplied by the school are noted in **Appendix C**. Items not listed are responsibility of Candidate.

During the Clinical Exam -

Dental Operatory Units: Please see attachment for diagrams of Dental Operatory Units

- **Infection Control (Surface Asepsis):**
 - Disinfectant wipes are used for all touch surfaces except the chair leather. To clean the chair leather, use a paper towel with warm soapy water. Rinse with a paper towel with water and dry.
 - Barriers are used over touch surfaces in the following manner:
 - Barrier sleeves: Light handles, bracket table arm, air/water syringe, saliva ejector/High speed suction
 - Barrier Tape: Operator Chair, Chair Keypad, Operator Chair Levers
 - Chair Rest Cover: Over patient head rest/back of patient chair.

- A. Hazardous Waste Disposal (exam-type specific):**
 - **Hygiene:** Procedure for disposal of blood/saliva-soaked waste – place in red biohazard bag at unit. Dispose of red biohazard bag at completion of exam in container at sterilizing room window. Sharps are disposed of in sharps containers at each chairside sink
 - **Local Anesthesia:** Procedure for disposal of blood/saliva-soaked waste - place in red biohazard bag at unit. Dispose of red biohazard bag at completion of exam in container at sterilizing room window. Sharps are disposed of in sharps containers at each chairside sink.
 - **Restorative:** Procedure for disposal of amalgam scraps – Amalgam scrap containers are available at each bay for disposal of amalgam scrap.

- B. Sharps Disposal:** Sharps containers are located at each chairside sink. Needles, anesthetic carpules burs and metal matrix bands should be disposed of in sharps containers.

- **Emergency Medical Equipment:** Emergency Equipment is located in the clinic. Please refer to the attached floor plan for location. The location will also be shown during the clinic tour. Inform the floor assistant and/or the Chief Examiner if you or your patient is experiencing an emergency. To access emergency personnel call public safety at 971 722-4444, or from the clinic phones – x4444.

D. Travel and Accommodation Information

Airport Information: Portland International Airport (PDX)

The airport is 15.8 miles from the Sylvania Campus (about 29 minutes).

Ground Transportation: Public MAX transportation is available from the airport into downtown Portland.

Radio Cab: (503) 227-1212

Broadway Cab: (503) 227-1234

- **Hotel Accommodations:**

Phoenix Inn Suites
14905 SW Bangy Rd
Lake Oswego, OR
503 624-7400

Hospitality Inn
10155 SW Capitol Hwy
Portland, OR
503 244-6684

Comfort Suites
11340 SW 60th Ave.
Portland, OR
503 768-4400

Hilton Garden Inn
[14850 Kruse Oaks Dr.](#)
Lake Oswego, OR 97035
503 684-8900

E. Maps

F. **Campus Map:** Please see the attachment for the map of the campus

G. **Clinic Floor Plan:** Please see the attachment for floor plan of the clinic. The patient and candidate waiting area is outside of the HT 206 Clinic Entrance.

Expendable Dental Materials Appendices

APPENDIX A – Expendable Dental Hygiene Materials List Provided by Exam Site Host (PCC) To be provided in sufficient quantities for all Dental Hygiene Candidates		
2x2 gauze squares	Cotton-tip applicators	Patient bib clips, disposable
Air/water syringe tips	Drinking cups	Patient napkins/bibs
Antimicrobial mouthwash	Face masks	Prophy paste
Anesthetic(s)	Facial tissue	Sanitizing materials
<ul style="list-style-type: none"> • Local anesthetic(s) with and without vasoconstrictors 	Gloves	Soap
<ul style="list-style-type: none"> • Topical anesthetic(s) 	<ul style="list-style-type: none"> • Gloves, nonlatex (XS, S,M,L,XL) 	Standard saliva ejectors
Autoclave bags, small		Surface disinfectant
Autoclave bags, medium	Headrest covers	Tray covers
Autoclave tape	Instrument trays, disposable	Trash bags
Barrier covers/tape	Paper towels	

APPENDIX B – Expendable Local Anesthesia Materials List Provided by Exam Site Host (PCC) To be provided in sufficient quantities for all Local Anesthesia Candidates		
2x2 gauze squares	Cotton-tip applicators	Patient bib clips, disposable
Air/water syringe tips	Drinking cups	Patient napkins/bibs
Antimicrobial mouthwash	Face masks	Sanitizing materials
Anesthetic(s)	Facial tissue	Soap
<ul style="list-style-type: none"> • Local anesthetic(s) with and without vasoconstrictors 	Gloves	Standard saliva ejectors
<ul style="list-style-type: none"> • Topical anesthetic(s) 	<ul style="list-style-type: none"> • Gloves, nonlatex (XS, S,M,L,XL) 	Surface disinfectant
Autoclave bags, small	<ul style="list-style-type: none"> • Overgloves 	Tray covers
Autoclave bags, medium	Headrest covers	Trash bags
Autoclave tape	Instrument trays, disposable	
Barrier covers/tape	Paper towels	

APPENDIX C – Expendable Restorative Materials List Provided by Exam Site Host (PCC) To be provided in sufficient quantities for all Restorative Candidates		
2x2 gauze squares	Face masks	Rod posts (mounting Typodont)
Air syringe tips	Gloves	Soap
Amalgamator/Triturator	<ul style="list-style-type: none"> • Gloves, nonlatex (S,M,L,XL) 	Surface disinfectant
Amalgam scrap container(s)	Instrument trays, disposable	Tray covers
Barrier covers/tape	Paper towels	Trash bags
Cotton-tip applicators	Sanitizing materials	

Area Map

Find businesses, addresses and places of interest. [Learn more.](#)

[Get Directions](#) [My Maps](#) Print Send Link

PCC Sylvania Campus
12000 SW 49th Ave
Portland, OR 97219

[Directions](#) [Search nearby](#) [Save to...](#) [more](#)

Selected businesses at this address:

- [Bank of America Atm](#)
- [Portland Community Clg Library](#)
- [Portland Community College \(PCC\): Sylvania Campus Performing Arts Center](#)
- [Portland Community College: Main Switchboard](#)

[All businesses at this address »](#)

Sponsored Links

Libraries
Find Listings for Local Public
Libraries at YellowPages.com ©
[Libraries.YellowPages.com](#)

©2009 Google - Map data ©2009 Google - [Terms of Use](#) [Report a problem](#)

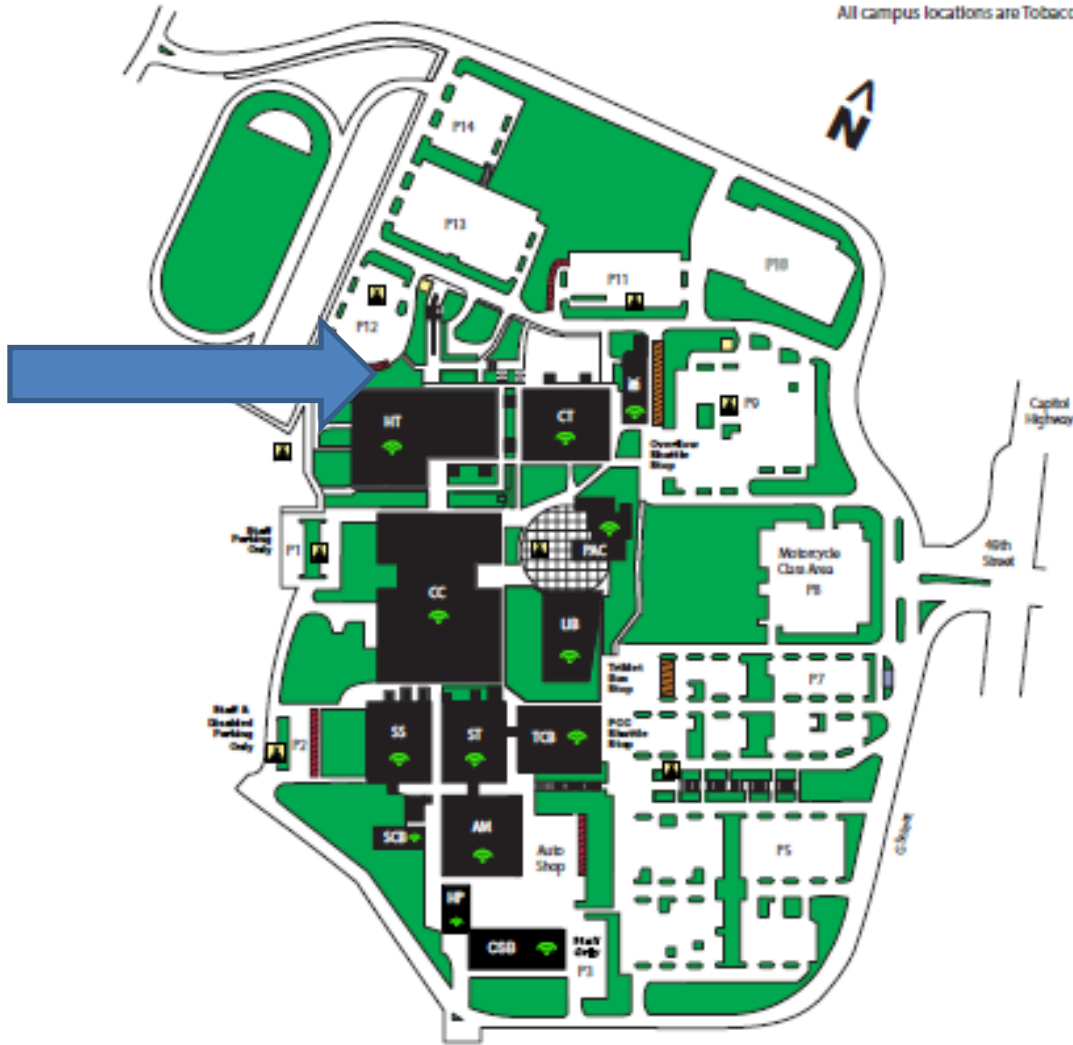
Campus Map

AM Automotive & Metals
 BK Bookstore
 CC Arma DeBernardis College Center
 CT Communication Technology
 HP Heat Plant
 HT Health Technology
 LIB Library
 PAC Performing Arts Center

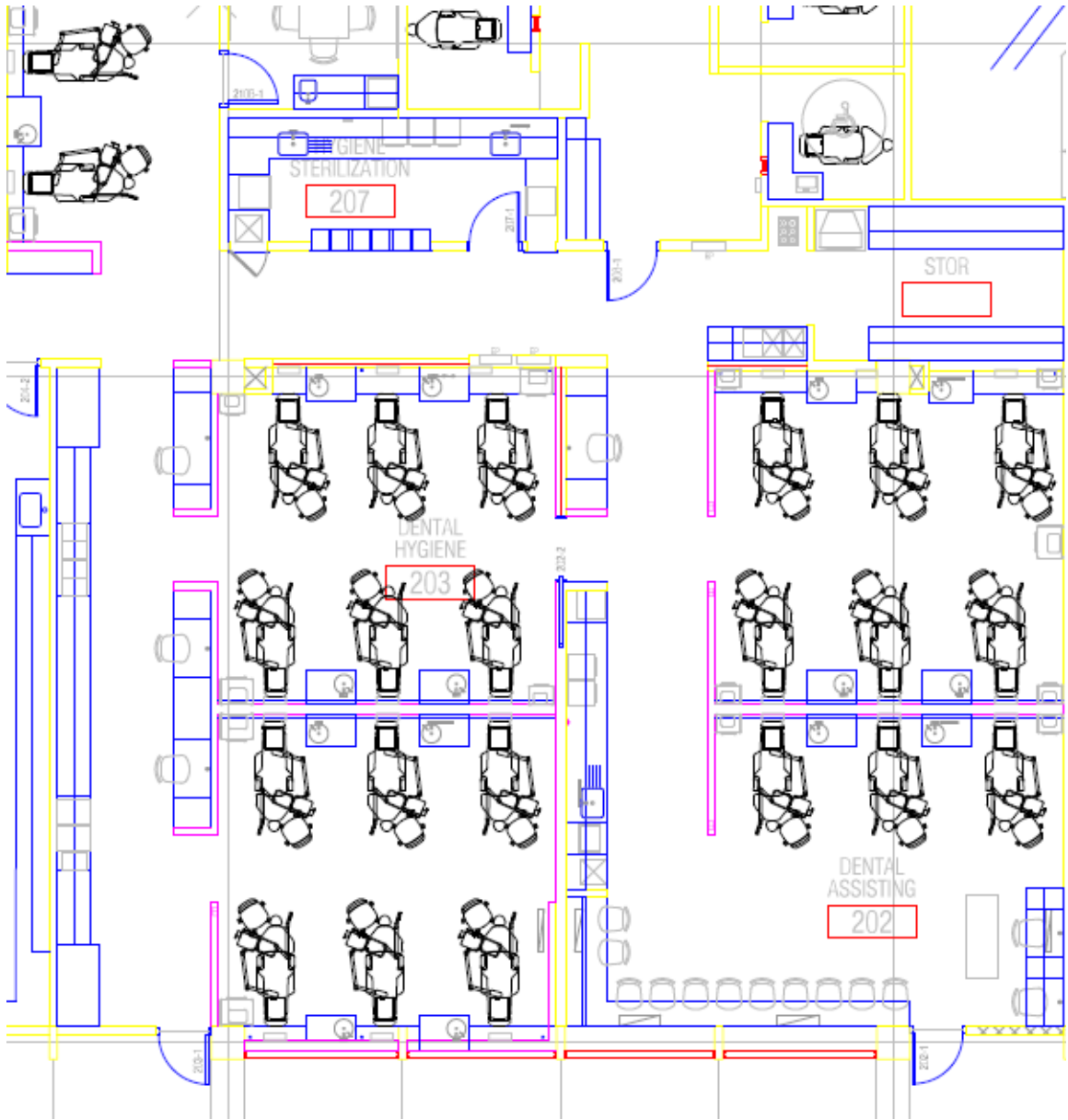
SCB South Classroom Building
 SS Social Science & Technology
 ST Science & Technology
 TCB Technology Classroom Building
 SA Safe Assembly Area

Parking Permit Stations
 Disabled Parking
 30 Minute Visitor Parking
 Purchase One Day Parking Permit
 Wireless Hotspot
 Next Generation Wireless
 Provides faster speeds and better reliability

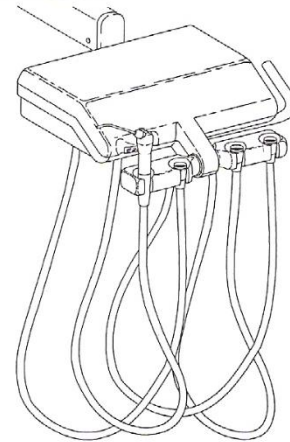
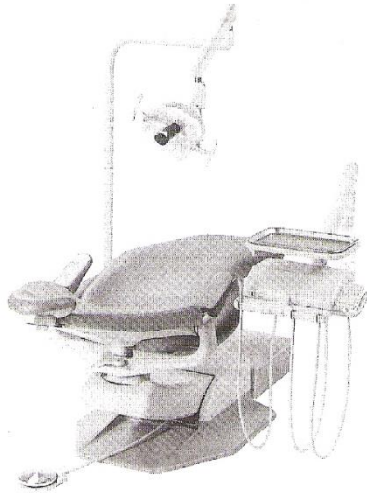
All campus locations are Tobacco Free.



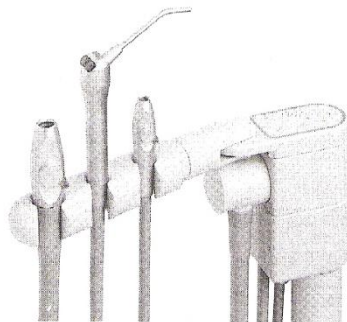
Clinic Floor Map



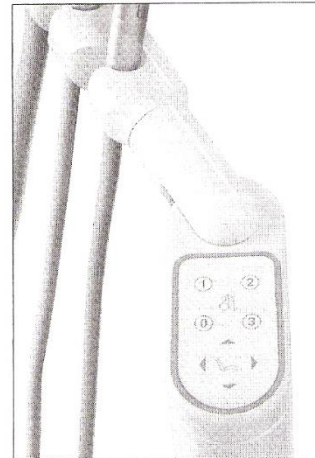
Example of PCC Dental Units



Cascade Handpiece Delivery System
(Traditional-style Control Head with Unitized Holders)



Radius 7115 Assistant's Instrumentation
3-position holder with touchpad



Close-up view of chair touchpad
standard on Radius 7115

Handpiece Gaskets



5-hole



6-pin

