

CHABOT COLLEGE



Exam Site Information for Candidates
Western Regional Examining Board (WREB)
2019 WREB Hygiene Examination

CHABOT COLLEGE
DENTAL HYGIENE CLINIC
25555 HESPERIAN BLVD., BUILDING 2200
HAYWARD, CA 94545
(510) 723-6900

Exam Site Information for Candidates
2019 WREB Dental Hygiene, Local Anesthesia & Restorative Examinations

Table of Contents

1. School Facility and Services

- Clinic Address, Building Access and Hours
- Parking
- Security and Emergency Services
- ATM Machine
- Food Services Onsite

2. Preparing for the Exam

- Patient Screening
- Radiographs
- Administration of Local Anesthetic – Practitioner Availability
- Dental Operatory Units
- Equipment, Instruments and Expendable Materials
- Sterilization Services

3. During the Exam

- Infection Control (Surface Asepsis)
- Medical Emergencies and Equipment

4. Travel and Accommodation Information

- Airport Information
- Ground Transportation
- Hotel Accommodation

5. Appendices

- Campus Map
- Clinic Floor Plan
- Expendable Dental Materials Lists

1. School Facility and Services

- **Clinic Location:** 25555 Hesperian Blvd., Building 2200, Room 2203, Hayward, CA 94545
- **School Coordinator:** Nancy Cheung, RDA, RDH, MPA/HSA
ncheung@chabotcollege.edu
(510) 723-6951
- **For questions regarding school equipment:**
Yvonne Vanni, RDA (510) 723-7184
- **For questions on how to get to the clinic:**
Maria Casillas (510) 723-7188



Note: Clinic entrance is on the back side of Building 2200



- **Building Access and Hours:** The building will be open from 6:00 am – 6:00 pm daily for the duration of the exam.
- **Parking:** Daily parking permits can be purchased for \$2 from dispensers located in all parking lots on campus. Permits shall be hung from the rearview mirror or displayed on the vehicle dashboard.

Permit Enforcement Hours:
Monday-Friday 7am-10pm
Saturday 7am-5pm
Sundays and Holidays: Free

- On Saturdays, guests may park in designated staff spaces but must display a parking permit on the dashboard. Permit dispensers are located in Lots E and B. They are yellow and located on the light poles. Authorized holders of DMV disabled plates or

placards may park in designated disabled spaces and must display a valid parking permit on the dashboard.

Parking Restrictions

Please take notice that parking is restricted to designated lots. For example, Faculty/Staff parking lots are restricted to holders of Chabot-Las Positas Faculty/Staff parking permits. Student lots are for use by students, staff, and visitors. All vehicles shall be parked clearly within a designated parking stall (between the white lines) and head in only. Motorcycles must be parked in designated motorcycle parking areas located in all student lots. Designated parking spaces are provided in all campus parking lots for holders of Department of Motor Vehicles disabled license plates or placards.

Do not park in white loading zones, yellow loading zones, or blue disabled spaces or access areas without proper authorization or placards. Never park, stop, or stand in any red zone, traffic thoroughfare, driveways, or grass or planter areas. Do not park, drive, stop or stand on the inner campus or athletic areas without expressed consent from the Director of Campus Safety and Security or his/her designee. (Chabot College Website): <http://www.chabotcollege.edu/safety/parking/lots.asp>

- **Security and Emergency Services:** The Chabot College Safety and Security Department public office is located in room #203 in building 200.

Hours of Operation: 6:00 a.m. to 10:00 p.m. Monday through Friday.

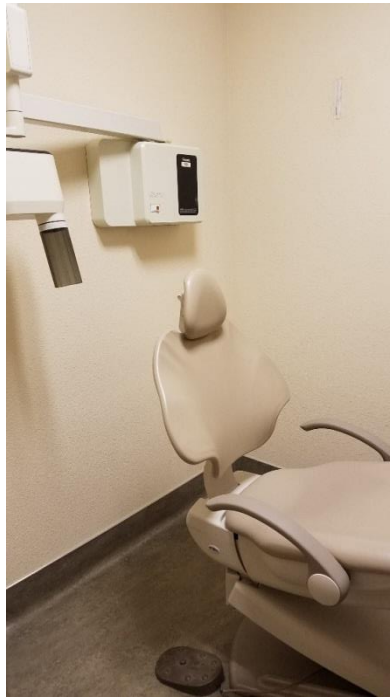

If the office is closed, the on-duty safety officer can be contacted by telephone in the following ways:

1. **For emergencies, dial 911 from any phone**
 2. Activate any one of the [emergency call boxes](#) located throughout the campus.
 3. Dial extension **6923 or 6666** from any college phone.
 4. From any off-campus telephone dial (510) 723-6923.
- **ATM Machine:** Located in Building 2000 (Cafeteria)
 - **Food Services Onsite:** The cafeteria is located in Building 2000 and is open Mondays – Fridays from 7:00 am – 3:00 PM. There are vending machines on campus. Please note: Food and drink are not allowed in any areas near the candidate clinics or check-in desk during the examination.

2. Preparing for the Hygiene Exam

- **Patient Screening:** The facility will not be available to screen patients.
- **Radiographs:** Candidates are required to provide x-rays for exam. However, if x-rays are needed the day of the exam, the candidate must take their own digital x-rays. Panoramic radiographs will also be available. Duplication services of traditional radiographs will not be available. Payment is cash only, please have exact change.

- Cost of radiographs:
 - Full Mouth Series \$ 100.00
 - Panoramic \$ 50.00
 - 4 BWX \$ 50.00
 - Each Periapical \$ 20.00



- **Administration of Local Anesthetic:** Practitioner(s) from the school is **NOT AVAILABLE** to administer local anesthesia to Candidate Patients. There are no exceptions to this policy.
- **Equipment, Instruments and Expendable Dental Materials:** Refer to the respective WREB Candidate Guide for a list of materials and armamentarium that the Candidate must provide.

A. Handpiece and Prophy Angle Hookups: The facility is equipped with ADEC/Midmark chairs & delivery units with standard connections. For slow speed handpieces, there is a 4-hole pattern connection. No equipment is available for rental.



Midmark Delivery Unit



Adec Delivery Unit

- B. Sonic/Ultrasonic Devices:** Candidates are expected to provide their own instruments and ultrasonic scaling devices. All operatories are equipped for hookup of these devices. No equipment is available for rental.
- C. Air/Water Syringe Tips:** The Chabot College Dental Hygiene Clinic uses disposable air/water syringe tips which will be provided.
- D. Blood Pressure Cuffs and Stethoscopes:** Blood pressure cuffs and stethoscopes will not be available for Candidate use.
- E. Expendable Materials:**

Expendable Dental Hygiene Materials List Provided by Chabot College (items not listed are responsibility of Candidate).		
2x2 gauze squares	Face masks	Sanitizing materials
Air/water syringe tips	Facial tissue	Soap
Antimicrobial mouthwash	Gloves, Nitrile (S,M,L,XL)	Standard saliva ejectors
Anesthetic/Needles	Overgloves	Standard HVE tips
Local anesthetic(s)	Headrest covers	Surface disinfectant
Biohazard bags	Sleeve covers	Trash bags
Autoclave bags (S,M,L)	Paper towels	Tray covers
Barrier covers/tape	Patient bib holders (disposable)	
Cotton-tip applicators	Patient napkins/bibs	
Drinking cups	Prophy paste	

- **Sterilization Services:** Candidates should arrive with all instruments sterilized. Chabot College assumes no responsibility for instruments or personal effects that are lost, broken, stolen, damaged, or not retrieved within 2 days after the closing of the examination. **Candidates retaking onsite will need to make arrangements with the school clinic assistant to have their instruments sterilized prior to the retake clinic entrance time.**

3. During the Clinical Exam

- **Dental Operatory Units:**

There are a total of 15 operatories in the clinic. 10 operatories will be used by the candidates, 5 will be used by the examiners. All operatories can accommodate both the right and left handed operator.



ADEC Chairs



Midmark Elevance Chair

- **Infection Control (Surface Asepsis):**

Standard Precautions and Standard Personal Protective Equipment (PPE) are required. The Chabot College Dental Hygiene Clinic does not provide protective eyewear, face shields, lab coats or gowns for the candidates or patients.

Wipes are used for disinfecting the operatory.

Plastic barriers are used on all surfaces that may become contaminated.

During the tour, the school clinic assistant will give a demonstration regarding set up and break down of the operatories.

Candidates are to provide their own barriers for their personal ultrasonic scaling device and handle.

- **Hazardous Waste Disposal (exam-type specific):**

- **Hygiene:** Red biohazard bags will be available for hazardous waste disposal.

- **Sharps Disposal:** Sharps containers are located in every operatory and must be used for all sharps disposal.

- **Emergency Medical Equipment:** AED, Oxygen, First Aid Kit and Epi pens located in the clinic near back exit. Ice packs and juice are located in the refrigerator in central sterilization. **For emergencies, dial 911 from any phone, or any of the below.**
 - Activate any one of the emergency call boxes located throughout the campus.
 - Dial extension **6923** or **6666** from any college phone.
 - From any off-campus telephone dial (510) 723-6923.

4. Travel and Accommodation Information

- **Airport Information:**



Metropolitan Oakland International Airport
www.oaklandairport.com
 1 Airport Dr, Oakland, CA 94621 • ~7.5 mi
 (510) 563-3300
 Airport code: OAK

San Jose International Airport
<http://www.flysanjose.com/>
 1701 Airport Blvd, San Jose, CA 95110 • ~27.4 mi
 (408) 392-3600
 Airport code: SJC

- **Ground Transportation:**

AC Transit: AC Transit offers bus routes to Chabot College from various points throughout Alameda County. For details about routes, time tables, and fares, please see the AC Transit Web site: <http://www.actransit.org/>

BART: The nearest BART stations to Chabot College are the Hayward, South Hayward, and Bay Fair stations. AC Transit bus lines run between these stations and Chabot College. For more information: <http://www.bart.gov>

- **Hotel Accommodations:**

Fairfield Inn & Suites Oakland Hayward
 25921 Industrial Boulevard
 Hayward, California 94545 USA
 (510) 782-5000
 Distance from Institution: 1.0 mi.



Best Western Plus Inn of Hayward
 360 W A Street
 Hayward, California 94541
 (510) 785-8700
 Distance from Institution: 3.6 miles

Hilton Garden Inn
 510 Lewelling Blvd.
 San Leandro, CA 94579

(866) 573-4235
Distance From Institution: 3.2 miles
Courtyard by Marriott Newark Silicon Valley
34905 Newark Blvd.
Newark, CA 94560
(866) 678-6350
Distance From Institution: 7.2 miles

Residence Inn by Marriott Newark Silicon Valley
35466 Dumbarton St.
Newark, CA 94560
(510) 739-6000
Distance From Institution: 7.2 miles

Holiday Inn Oakland Airport
77 Hegenberger Rd.
Oakland, CA 94621
(866) 925-4159
Distance From Institution: 7.8 miles

- **Restaurants:**

Black Bear Diner
25202 Hesperian Blvd., Hayward, CA 94545
(510) 670-9100

Celia's Mexican Restaurant
25010 Hesperian Blvd, Hayward, CA 94545
(510) 782-2235

Olive Garden Italian Restaurant
24688 Hesperian Blvd., Hayward, CA 94545
(510) 782-6385

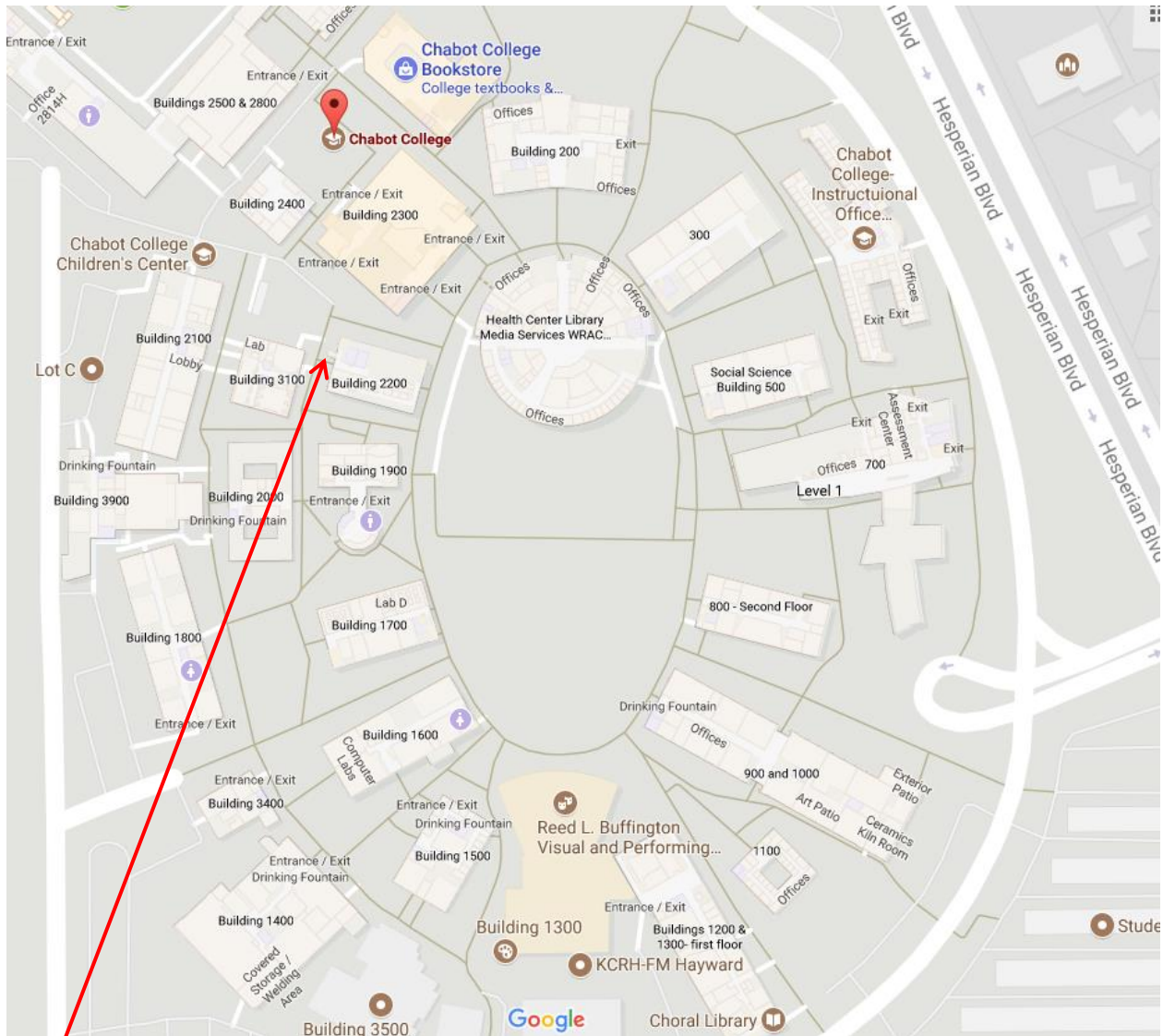
Elephant Bar Restaurant
24177 Southland Dr., Hayward, CA 94545
Phone: (510) 266-0400

Panera Bread
24133 Southland Dr., Hayward, CA 94545
(510) 732-0279

Tomodachi Sushi Bistro
24123 Hesperian Blvd., Hayward, CA 94545
(510) 940-3800

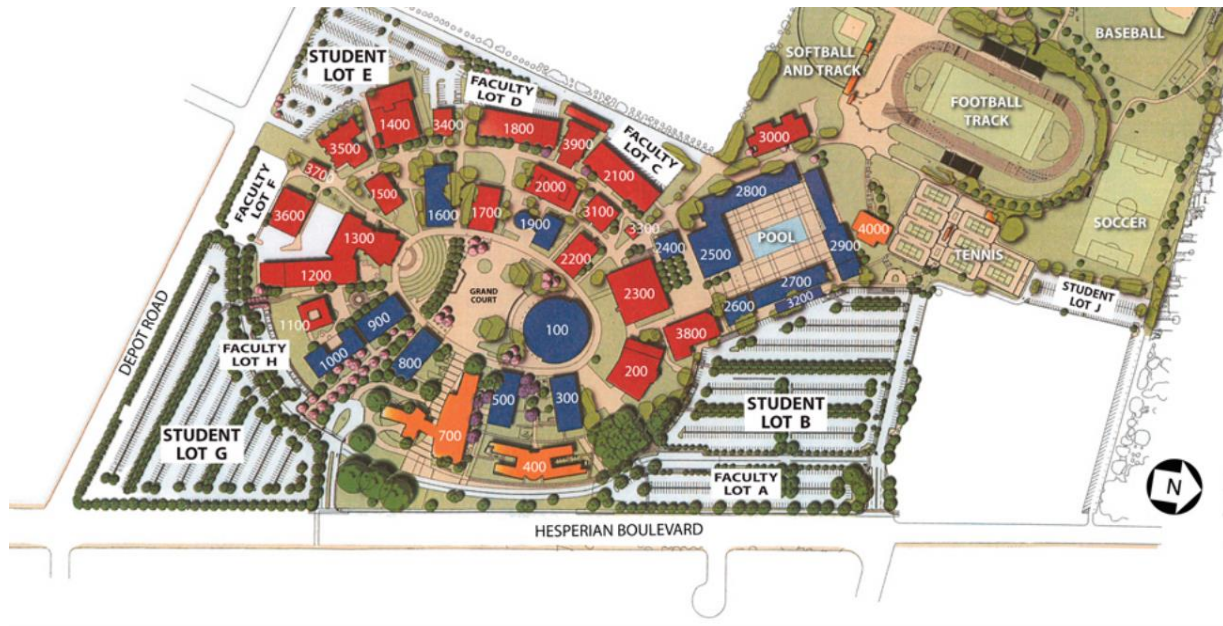


1 Campus Map:



Enter from the back of the building.





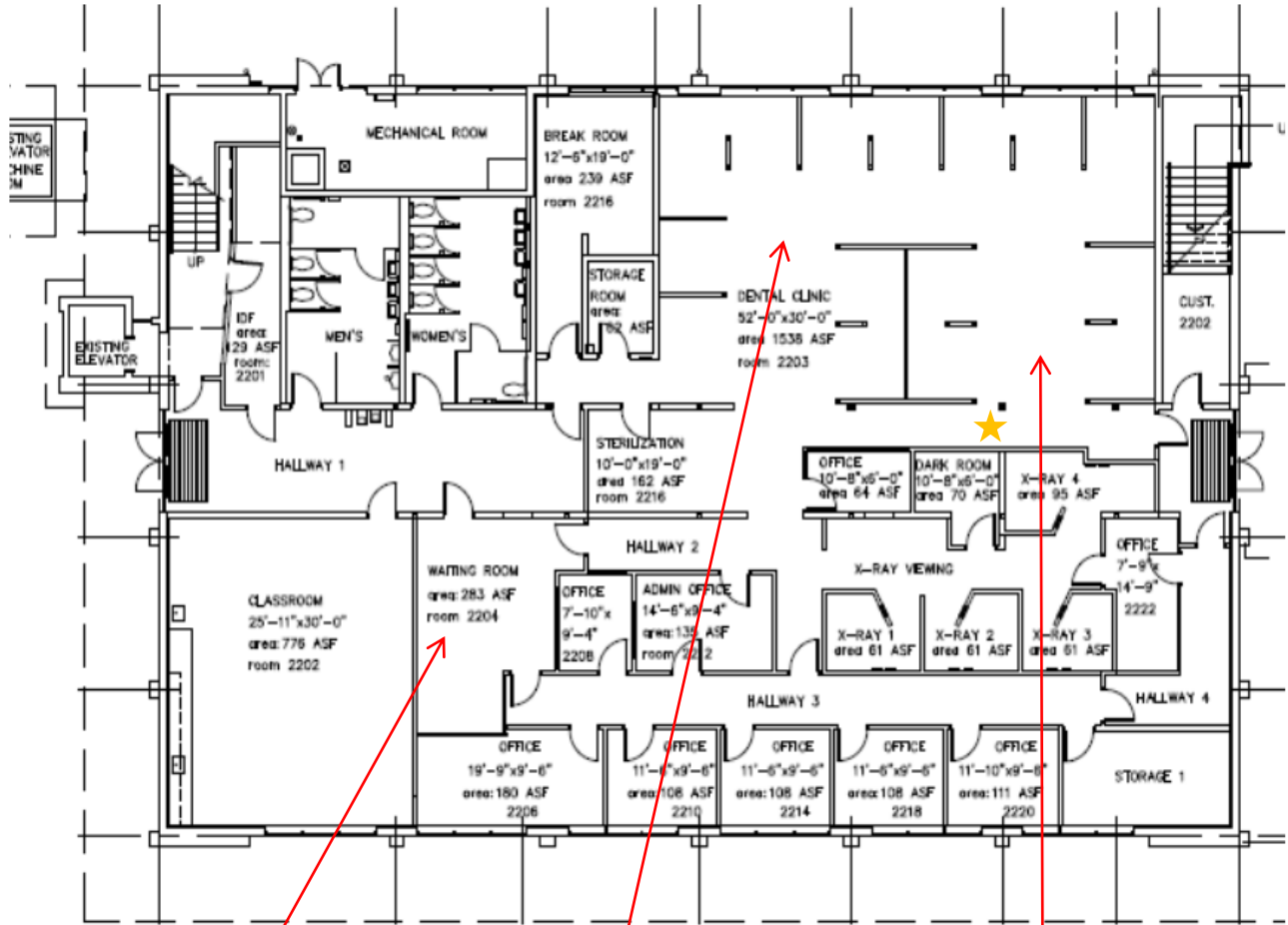
CHABOT COLLEGE

HAYWARD, CALIFORNIA

To park at the college, you will need to purchase a parking permit at the kiosk for \$2.00 (need exact change).

- **From San Francisco**, take the Bay Bridge to 880 South. From 880 South, take 92 West toward the San Mateo Bridge. Exit to the right onto Hesperian Blvd.
- **From Livermore, Dublin, San Ramon, and the San Joaquin Valley**, take 580 West to 880 South. From 880 South, take 92 West toward the San Mateo Bridge. Exit to the right onto Hesperian Blvd.
- **From Oakland, Berkeley, Vallejo, Napa, and points north**, take 80 South to 880 South. From 880 South, take 92 West toward the San Mateo Bridge. Exit to the LEFT onto Hesperian Blvd.
- **From Palo Alto, Cupertino, Saratoga**, take 84 East across the Dumbarton Bridge, and north on 880. From 880 North, take 92 West toward the San Mateo Bridge. Merge to the right, and exit to the right onto Hesperian Blvd.
- **From San Jose** take 92 West toward the San Mateo Bridge. Merge to the right, and exit to the LEFT onto Hesperian Blvd.
- **From the Peninsula**, take 280 or 101 to 92 East across the San Mateo Bridge. From 92 East take the Hesperian Blvd. exit, and turn left at the stoplight onto Hesperian, passing over the freeway north.

- Clinic Floor Plan:



Patient Waiting Area

Candidate Clinic

Examiner Grading Area



Emergency Equipment

Clinic Waiting Room:



Tentative Room Assignments (subject to change—refer to WREB schedule):

Candidate Orientation - Room 2204

Clinical Examination - Room main clinic