



## Open Registration Begins...

Registration for select 2020 Clinical exam locations begins on **December 10** and continues through January 28 on a rolling basis. Refer to the Exam Schedule at the end of this newsletter for the open registration date for your desired Clinical exam location.



## Reasons to Choose WREB Exams

We realize you have a choice when it comes to testing agencies. Listed below are just some of the top reasons stated by past Candidates and Faculty for choosing the WREB Exams.

### Immediate preliminary results onsite

No waiting to hear you passed! Our electronic scoring improves the exam process and allows immediate preliminary results onsite. Official results are posted online (in 72 hours or less) to Candidates and WREB-Member State Dental Licensing Boards.

### Onsite retake session available at every exam

A very small percentage of Candidates do not pass on the first attempt. If a Candidate is unsuccessful, the option to retake the exam alleviates the stress of waiting, re-registering and traveling to another location. WREB is the only testing agency that includes a **complimentary** Dental Hygiene retake exam onsite (absent of a critical error).

### Friendly and responsive staff

Our WREB office and onsite staff are here to serve! We understand and quickly respond to student and faculty needs.

### Extensive licensure portability with conveniently located sites scheduled throughout the year

WREB offers over 86 exams to choose from and is always expanding. We work closely with our sites to ensure a smooth exam experience.

### Professional liability coverage

WREB provides Candidates with professional liability coverage with the limit amount of 1,000,000/\$3,000,000 at no charge for the duration of the examination.

### Simple online registration and payment

Visit **WREB.org** to find site information and quickly register and pay both exam and host sites fees.

Consider these important reasons when choosing a testing agency. It's the little things that often make the biggest differences.

## Examination Overviews

Below is a brief overview of the various examinations administered by WREB. For more information, refer to the current WREB Candidate Guides available via the Exam Preparation page of **WREB.org** website.

### Dental Hygiene Examination

The purpose of the Dental Hygiene Clinical Examination is to evaluate your ability to utilize professional judgment and clinical competency in providing oral health care to a Patient.

**Clinical aspects of the examination include:**

- Patient qualification
- Extraoral and Intraoral evaluation
- Calculus detection and removal
- Tissue management
- Periodontal assessment
- Professional judgment

### Local Anesthesia Examination

The WREB Local Anesthesia Examination has a separate Written and Clinical component. Not all state licensing boards require a local anesthesia examination for dental hygiene licensure or for dental hygienists to administer local anesthesia. Some states require both a written and clinical exam while other states require only a written exam. The burden of responsibility lies on the student to comply with the local anesthesia licensure requirements for the state in which they seek to practice.

**Written Component subject matter includes:**

- Anatomy (head and neck) and physiology
- Pharmacology of anesthetic agents and vasoconstrictors, including the clinical actions and maximum recommended doses of specific agents
- Method of delivery of local anesthesia, including armamentarium, selection of injection type, and administration technique
- Medical history interpretation; prevention, recognition, and management of possible complications, and life support

#### Clinical Evaluation

The purpose of the WREB Local Anesthesia Clinical Examination is to evaluate your ability to utilize professional judgment and knowledge to competently administer a posterior superior alveolar (PSA) and an inferior alveolar (IA) nerve block injections on a Patient.

### Restorative Examination

The purpose of the WREB Dental Hygiene Restorative Examination is to evaluate your ability to utilize professional judgment and competency in providing restorative procedures as allowed by state statute.

The WREB Dental Hygiene Restorative Examination consists of the placement, carving and finishing of one (1) Class II amalgam and one (1) Class II composite restoration on a typodont. The assignment consists of one mesioocclusal (MO) and one distocclusal (DO) maxillary and mandibular molar preparation.

## Extensive Exam Preparation


**Candidate guides:** All the necessary information about WREB policies, criteria and procedures for the exams. Preview them online December 10.

**Online Clinical Examination Reviews:** Valuable insight into the clinical examination process, used in conjunction with the respective Candidate Guides. Preview them online December 10.

**Q&A session with the Chief Examiner:** Allows Candidates a chance to address last minute concerns prior to their exam

**Optional clinic tour:** Candidates familiarize themselves with equipment, supplies, etc. on the same day as the Q&A session

December 10, visit the Exam Preparation page at the [WREB.org](http://WREB.org) website to review the 2020 WREB Candidate Guides, examination forms, self-tests and clinical exam review presentations.



**Pre-Exam Webinars for Students:** WREB conducts pre-exam webinars, including a question and answer session, for students. Feedback from both faculty and students alike has been extremely positive. Students interested in scheduling a webinar are encouraged to reach out to your instructors so they can contact Robin Yeager at [ryeager@wreb.org](mailto:ryeager@wreb.org).

## Student Observations of WREB Exams

**Dental Hygiene Exam** — Submitted by: *Carlin Chung, Dental Hygiene Student at Pacific University, Hillsboro, OR*



My journey as a first year student at Pacific University's Dental Hygiene program began with a whole slew of emotions. From excitement, disbelief, and then to doubt and fear, the anticipation of beginning this challenging program consumed my world from the day I was accepted. As senior year approaches, there are undoubtedly new challenges to overcome and fears to face - one of these being the WREB Hygiene Clinical Exam. Although my program puts its students through a series of mock boards to ease our fears and prepare us for the real WREB exams, there is still a level of uncertainty and anxious anticipation for when the real Clinical Boards come. For WREB to allow one student to observe the entire process is incredibly generous and speaks volumes to how

the institution truly wants to enable success. It was an honor to have been selected as the student observer for the 2019 WREB Dental Hygiene Clinical Exam.

For this opportunity, I chose to observe Oregon Tech at Chemeketa Community College. This board took place over two days. The first day was a Candidate Q&A session. The Chief Examiner was incredibly warm as she addressed any questions and concerns the candidates had. She wore a constant smile and did her best to explain every aspect of importance to the candidates. After the Q&A, the candidates were taken on a tour of the clinic and were made familiar with the units where they would be treating their patients. At the Q&A session, the candidates went over their WREB Dental Hygiene Examination Candidate Guide packets. This packet gives an in depth overview of every aspect of the board. It includes all of the required paperwork needed of the patient that would be given to the WREB examiners.

The next day began early with anticipation. I was able to meet the WREB Site Coordinator, Matt Brennan, and he introduced me to all the examiners for the day. He was so welcoming and exuded a calming and light-hearted presence. Each examiner was so kind, and it was shocking to me how each of them at one point or another expressed how they truly wanted every candidate to pass. I felt an overwhelming sense of pride from the examiners in the work they do, the profession they represent, and their purpose as a part of WREB. The Head Examiners I was able to shadow explained how she always tries to err in favor of the candidate. I realized after observing at Chemeketa how the accuracy of mock boards as a student help prepare us for the real WREB.

My experience as the 2019 WREB student observer was unforgettable. It was such an incredible opportunity to see how the whole day proceeds and how the examiners interact with the patients. My experience will be shared with my classmates in hopes of contributing to a successful 2020 board season! A huge thanks to Robin Yeager, Director of Dental Hygiene Operations and Tawanda Walker-Hall, Hygiene Exam Coordinator, for this opportunity. For Pacific University's Class of 2020 and for all future dental hygienists, we have nothing to fear as we take on the WREB clinical board. This experience has left me humbled to be able to learn and become a part of a profession rooted in a deep pride for one another as well as those we serve in excellence and in confidence.

**Local Anesthesia Exam** — Submitted by: Sarah Hopkins, Dental Hygiene Student at Mesa Community College, Mesa, AZ



I recently had the privilege of attending a WREB Local Anesthesia Clinical Exam hosted by Phoenix College as a student observer. It was very informative, and I would like to share the helpful things I learned with those preparing to take this exam in the coming months.

When I first arrived at the testing site, I found that candidates were gathered in the clinic for an orientation. The clinic tour was described as "optional," but attendance is strongly encouraged! Everyone should go, even if your examination time is scheduled much later in the day because it is important to know the layout for your particular testing site and where the supplies are!

From there, the candidates and I followed the WREB Site Coordinator to a classroom for the Q&A session where candidates signed in using two forms of ID and their candidate number. It was in this classroom that we met the examiners, four of them who would work in teams of two to test candidates. They were very friendly and helpful! They even demonstrated in a skit format how the test would be administered before opening up the time for questions. One of the top questions was about contaminating the needle during a test. If the needle touches the tongue or saliva inside the mouth it is still safe to use. But if anything, extraoral touches the needle it is unsafe. As long as you recognize a contaminated needle and replace it before proceeding, it doesn't count against you. We also discussed retaking the test if you fail. There will be times left open on the schedule for retakes that very day or within a few days. You will just have to talk to the WREB site coordinator and pay the testing fee again. I learned a lot from the Q&A session and from talking with the examiners. As I asked my own questions, I found that there is a lot of information already provided to the candidates that they do not always take the time to look through. Please read all the information you are given about the test in advance!

We followed the examiners to the clinic where the testing would take place and candidates were invited to set up their operatory. The patients remained in the lobby until the examiner gave permission to bring them in. Candidates were expected to have their patient's health history already filled out with "yes" answers circled in red. Then one of the examiners would check the medical history and the patient's mouth to approve the injection sites chosen. Each examining team of two could only test one candidate at a time. Some clinicians had to wait forty-five minutes with their patient in the chair for their turn to be tested. So, you may want to suggest to your patient that they bring something to do during the down time. When one candidate was almost finished, the examiners would get the next clinician started by instructing them to apply topical anesthetic and

then a few minutes later they would come to check the candidate's needles and the expiration dates on the cartridges. They also wanted the candidate to fill out the anesthesia description form with everything except the milliliters of anesthetic that were used. During the actual procedure both examiners observed the two injections. They both needed to see each step, so they sometimes called a pause while one of them got a better look. It was fascinating to watch. Finally, after completing the injections, candidates dismissed their patients and wrote down the milliliters of anesthetic administered. Then one of the examiners observed the recapping and sharps disposal.

Unlike some Dental Hygiene board exams which are blind, this one is more personal, and while it may be intimidating to have examiners hovering over you, they want you to succeed too. The entire process is meant to be student friendly. For example, candidates are allowed three penetration attempts per injection before they will be asked to stop and will need to apply for a retake. Grading is done on-site with WREB iPads, so test scores are posted so quickly that usually by the time a candidate is done wiping down their operatory and returns to the lobby they can already look up their results.

I am so grateful to have had this wonderful, educational opportunity, and I hope this brief explanation of what I experienced will be helpful to my fellow students as well as we prepare for our own Clinical Anesthesia Board Exam.

## Advice from Past WREB Candidates

### Dental Hygiene Clinical Examination

- Ask your school to schedule a Pre-Exam Review Webinar
- Read your Candidate Guide more than once. You will be familiar with all paperwork, requirements, and feel more comfortable.
- Fill out forms early. Make sure to attend the clinic tour. Watch the Clinical Examination Review presentations online.
- Bring snacks, fruit, water, a blanket and anything else your patient may appreciate. The day is long, the clinics are cool.
- Double-check radiographs for criteria, dates
- Don't forget to bring two valid forms of ID
- Time Management is your friend.
- WREB was so helpful and made everything easier to understand.

### Local Anesthesia Examination

#### Written:

- Study the references and chart; know dosages, medical history contraindications, complications, and anatomy
- Notify the Proctor or Floor Technician right away if you have computer difficulties.

#### Clinical:

- Relax. Try to stay calm. Think positive. Examiners know you are nervous.
- Go online and watch the Clinical Exam Review
- Read the Candidate Guide several times before the exam.
- Get Comfortable. Get a syringe that fits your hand; bring double of everything.
- I believe that WREB knows how stressful these exams are and testers gave every effort to see us succeed without compromising the validity of the test. It truly helped.

## Restorative Examination

- Read and re-read the Candidate Guide.
- View the online Clinical Exam Review, it was a huge help.
- Time yourself often when practicing for restorative. Time goes quickly. Be organized and efficient.
- Practice carvings and having to remove a carving.
- Know what to do if your marginal ridge breaks.
- Attend the clinic tour to familiarize yourself with the clinic layout, equipment, etc.
- Bring your own triturator; it makes a difference.
- Remember to bring a box or container for your Typodont.
- Take a much-extended restorative course; not one that only lasts several hours or just a weekend.
- Ask your Instructors to schedule a Pre-Exam Review Webinar

## Advice from WREB Staff

- Direct all technical questions to [hygieneinfo@wreb.org](mailto:hygieneinfo@wreb.org)
- If sharing a Patient, you must notify us via email by the application deadline in order for us to schedule appropriately
- If you need to change any personal information (name, address, etc.) within your profile, please email us
- Can't encourage you enough to go online and view the Clinical Examination Review presentations prior to your Q&A session and clinical exams



WREB staff wants you to succeed and we are here to help!

## Examination Integrity

*Sharon Osborn Popp, Ph.D., WREB Testing Specialist/Psychometrician*

The line between appropriate and inappropriate test preparation practices seems to have gotten blurrier in recent years. The best test preparation approach is to have a strong command of the knowledge, skills, and abilities required to be successful on the examination and enter professional practice. Unfortunately, the pressures associated with high-stakes tests can lead some people to be tempted by short-cut preparation approaches that they may not even realize are unethical or unlawful, including memorizing or sharing confidential, unreleased test questions. Here are a few reasons why you should avoid inappropriate test preparation practices.

### Reason #1: Examination Outcome

If the examining agency obtains evidence that a Candidate may have engaged in unethical test preparation activity, it can invalidate that Candidate's score and prohibit the Candidate from taking the examination again. All WREB Candidates must agree to not disclose test questions or other examination-related materials. Any evidence that suggests a violation of this agreement can lead to score invalidation.

### Reason #2: The Profession

Evidence of unethical test preparation can lead to review by the licensing entity in the state(s) in which a Candidate hopes to practice. Professional licensing entities protect the public and the profession by determining that individuals are qualified and ready to enter practice. Unethical test preparation undermines the validity of the examination and the licensure process.



**Reason #3: The Law**

Sharing or using unreleased questions and asking others to share unreleased questions is against federal copyright law, which protects examinations and related intellectual property. If someone tries to sell or share "real" test questions with you, they have either obtained them illegally or they may not actually have "real" questions. If the questions are authentic, you risk becoming a party to criminal activity. If the questions are not authentic, you may be wasting time and money reviewing test preparation materials of dubious quality. If someone asks you to share information from an examination, you should not agree to reveal the specific content or context of confidential test questions.

You may share whether you felt the exam was challenging or not, whether you felt prepared or not, or how you felt about general topic areas from the exam.


Engaging in inappropriate test preparation can jeopardize your test results, your professional status, and your legal status. Test preparation that focuses on knowing the test content, not memorizing specific test questions, is always the best way to prepare.

## 2020 Exam Fees and Schedule

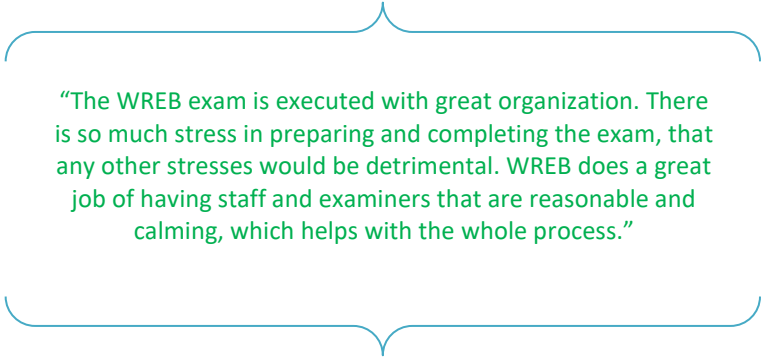
WREB is a non-profit organization. The WREB fee covers expenses for development and administration of the exam. The school use fee is assessed by the host dental hygiene school to cover the school's expenses. This fee varies by site. Registration for select 2020 Clinical exam locations begins on December 10 and continues through January 28 on a rolling basis. See [2020 Exam Schedule](#) on the following pages for the Exam Dates, Registration Dates and total amount due for each site.

**Please Note:** WREB is the only testing agency that includes a complimentary dental hygiene retake exam onsite (absent of a critical error).

### *Feedback from past Candidates who attempted WREB exams:*



“Chief Examiners are very helpful.”



“The WREB exam is executed with great organization. There is so much stress in preparing and completing the exam, that any other stresses would be detrimental. WREB does a great job of having staff and examiners that are reasonable and calming, which helps with the whole process.”

## WREB 2020 Examination Schedule

Open registration dates and times subject to change; content current at time of publication. Times listed reflect Mountain Standard Time (MST)

Exam Location	Exam Date Range	Registration Opens 2:00pm MST	Application Deadline	Exam Type	WREB Base Fee	+ School Use Fee	= Total Registration Fee
Local Anesthesia Written-Only	12/16/2019	12/10/2019	12/2/2020	ANE	\$125	NA	\$125
Carrington College - Mesa Mesa, AZ	2/21 (Fri)	12/10/2019	1/7/2020	ANE	\$270	\$75	\$345
Clark College Vancouver, WA	2/21-2/22 (Fri-Sat)	12/10/2019	1/7/2020	ANE	\$270	\$50	\$320
San Joaquin Valley - Visalia Visalia, CA	2/21-2/23 (Fri-Sun)	12/10/2019	1/7/2020	HYG	\$1,175	\$175	\$1,350
Portland Comm College Portland, OR	3/6-3/7 (Fri-Sun)	12/12/2019	1/21/2020	ANE	\$270	\$35	\$305
Lake Washington Institute of Tech. Kirkland, WA	3/19-3/20 (Thu-Fri)	12/17/2019	2/3/2020	ANE	\$270	\$85	\$355
Lake Washington Institute of Tech. Kirkland, WA	3/20-3/22 (Fri-Sun)	12/17/2019	2/3/2020	RES	\$460	\$85	\$545
Oregon Tech at Chemeketa Salem, OR	3/19 (Thu)	12/17/2019	2/3/2020	ANE	\$270	\$70	\$340
Oregon Tech at Chemeketa Salem, OR	3/20-3/22 (Fri-Sun)	12/17/2019	2/3/2020	HYG	\$1,175	\$170	\$1,345
Oregon Tech at Chemeketa Salem, OR	3/22-3/23 (Sun-Mon)	12/17/2019	2/3/2020	RES	\$460	\$170	\$630
Clark College Vancouver, WA	3/20-3/22 (Fri-Sun)	12/17/2019	2/4/2020	RES	\$460	\$45	\$505
Univ of Missouri Kansas City, MO	3/26-3/29 (Thu-Sun)	12/19/2019	2/10/2020	HYG	\$1,175	\$75	\$1,250
West Coast University Anaheim, CA	4/2-4/4 (Thu-Sat)	12/19/2019	2/17/2020	HYG	\$1,175	\$300	\$1,475
Fortis College - Salt Lake Salt Lake City, UT	4/2 (Thu)	12/19/2019	2/17/2020	ANE	\$270	\$50	\$320
Fortis College, Salt Lake Salt Lake City, UT	4/3-4/5 (Fri-Sun)	12/19/2019	2/17/2020	HYG	\$1,175	\$100	\$1,275
Carrington College - Boise Boise, ID	4/3-4/5 (Fri-Sun)	12/19/2019	2/18/2020	HYG	\$1,175	\$175	\$1,350
Utah Valley Univ Orem, UT	4/16 (Thu)	1/7/2020	3/2/2020	ANE	\$270	\$50	\$320
Utah Valley Univ Orem, UT	4/17-4/18 (Fri-Sat)	1/7/2020	3/2/2020	HYG	\$1,175	\$125	\$1,300
Carrington College - Mesa Mesa, AZ	4/16 (Thu)	1/7/2020	3/2/2020	ANE	\$270	\$75	\$345
Carrington College - Mesa Mesa, AZ	4/17-4/19 (Fri-Sun)	1/7/2020	3/2/2020	HYG	\$1,175	\$235	\$1,410
Concorde Career - Kansas City Kansas City, MO	4/17-4/19 (Fri-Sun)	1/7/2020	3/3/2020	HYG	\$1,175	\$70	\$1,245
Univ of the Pacific San Francisco, CA	4/18-4/19 (Sat-Sun)	1/7/2020	3/4/2020	HYG	\$1,175	\$260	\$1,435



Exam Location	Exam Date Range	Registration Opens 2:00pm MST	Application Deadline	Exam Type	WREB Base Fee	+ School Use Fee	= Total Registration Fee
Utah College of Dental Hygiene Orem, UT	4/22 (Wed)	1/9/2020	3/8/2020	ANE	\$270	\$75	<b>\$345</b>
Utah College of Dental Hygiene Orem, UT	4/23-4/25 (Thu-Sat)	1/9/2020	3/8/2020	HYG	\$1,175	\$250	<b>\$1,425</b>
Univ of Oklahoma Oklahoma City, OK	4/23-4/26 (Thu-Sun)	1/9/2020	3/9/2020	HYG	\$1,175	\$150	<b>\$1,325</b>
Tyler Jr College Tyler, TX	4/23-4/26 (Thu-Sun)	1/9/2020	3/9/2020	HYG	\$1,175	\$170	<b>\$1,345</b>
Univ of Southern California Los Angeles, CA	4/24-4/27 (Fri-Mon)	1/9/2020	3/10/2020	HYG	\$1,175	\$235	<b>\$1,410</b>
Texas A&M Univ Dallas, TX	4/24-4/27 (Fri-Mon)	1/9/2020	3/10/2020	HYG	\$1,175	\$325	<b>\$1,500</b>
Salt Lake Comm College West Jordan, UT	4/29 (Wed)	1/14/2020	3/15/2020	ANE	\$270	\$90	<b>\$360</b>
Salt Lake Comm College Jordan, UT	4/30-5/2 (Thu-Sat)	1/14/2020	3/15/2020	HYG	\$1,175	\$200	<b>\$1,375</b>
Central Comm College Hastings, NE	4/30-5/2 (Thu-Sat)	1/14/2020	3/16/2020	HYG	\$1,175	\$175	<b>\$1,350</b>
Austin Comm College Austin, TX	4/30-5/3 (Thu-Sun)	1/14/2020	3/16/2020	HYG	\$1,175	\$300	<b>\$1,475</b>
Eastern Washington Univ Spokane, WA	4/30 (Thu)	1/14/2020	3/16/2020	ANE	\$270	\$60	<b>\$330</b>
Eastern Washington Univ Spokane, WA	5/1-5/3 (Fri-Sun)	1/14/2020	3/16/2020	HYG	\$1,175	\$130	<b>\$1,305</b>
Eastern Washington Univ Spokane, WA	5/3-5/4 (Sun-Mon)	1/14/2020	3/16/2020	RES	\$460	\$90	<b>\$550</b>
San Joaquin Valley - Ontario Ontario, CA	5/1-5/3 (Fri-Sun)	1/14/2020	3/17/2020	HYG	\$1,175	\$170	<b>\$1,345</b>
Univ of Texas - San Antonio San Antonio, TX	5/1-5/4 (Fri-Mon)	1/14/2020	3/17/2020	HYG	\$1,175	\$325	<b>\$1,500</b>
Univ of Texas - Houston Houston, TX	5/6-5/9 (Wed-Sat)	1/16/2020	3/22/2020	HYG	\$1,175	\$375	<b>\$1,550</b>
Midwestern State Wichita Falls, TX	5/7-5/9 (Thu-Sat)	1/16/2020	3/23/2020	HYG	\$1,175	\$130	<b>\$1,305</b>
Weber State Univ Ogden, UT	5/7 (Thu)	1/16/2020	3/23/2020	ANE	\$270	\$75	<b>\$345</b>
Weber State Univ Ogden, UT	5/7-5/9 (Thu-Sat)	1/16/2020	3/23/2020	HYG	\$1,175	\$190	<b>\$1,365</b>
Texas State Technical College Harlingen, TX	5/7-5/10 (Thu-Sun)	1/16/2020	3/16/2020	HYG	\$1,175	\$200	<b>\$1,375</b>
Northern Arizona Univ Flagstaff, AZ	5/14-5/16 (Thu-Sat)	1/21/2020	3/30/2020	HYG	\$1,175	\$225	<b>\$1,400</b>
Tulsa Comm College Tulsa, OK	5/14-5/18 (Thu-Mon)	1/21/2020	3/30/2020	HYG	\$1,175	\$125	<b>\$1,300</b>
Chabot College Hayward, CA	5/15-5/17 (Fri-Sun)	1/21/2020	3/31/2020	HYG	\$1,175	\$325	<b>\$1,500</b>
Phoenix College Phoenix, AZ	5/15 (Fri)	1/21/2020	3/31/2020	ANE	\$270	\$50	<b>\$320</b>

Exam Location	Exam Date Range	Registration Opens 2:00pm MST	Application Deadline	Exam Type	WREB Base Fee	+ School Use Fee	= Total Registration Fee
Phoenix College Phoenix, AZ	5/15-5/18 (Fri-Mon)	1/21/2020	3/31/2020	HYG	\$1,175	\$250	<b>\$1,425</b>
Portland Comm College Portland, OR	5/15-5/18 (Fri-Mon)	1/21/2020	3/31/2020	RES	\$460	\$60	<b>\$520</b>
Sacramento City College Sacramento, CA	5/28-5/31 (Thu-Sun)	1/23/2020	4/13/2020	HYG	\$1,175	\$275	<b>\$1,450</b>
Great Falls College (MSU) Great Falls, MT	5/29 (Fri)	1/23/2020	4/14/2020	ANE	\$270	\$175	<b>\$445</b>
Great Falls College (MSU) Great Falls, MT	5/30-5/31 (Sat-Sun)	1/23/2020	4/14/2020	HYG	\$1,175	\$200	<b>\$1,375</b>
Pima Comm College Tucson, AZ	5/29-6/1 (Fri-Mon)	1/23/2020	4/14/2020	HYG	\$1,175	\$150	<b>\$1,325</b>
Portland Comm College Portland, OR	5/29-6/1 (Fri-Mon)	1/21/2020	4/14/2020	HYG	\$1,175	\$120	<b>\$1,295</b>
College of SO. Nevada Las Vegas, NV	6/4 (Thu)	1/28/2020	4/20/2020	ANE	\$270	\$100	<b>\$370</b>
College of SO. Nevada Las Vegas, NV	6/4-6/6 (Thu-Sat)	1/28/2020	4/20/2020	HYG	\$1,175	\$230	<b>\$1,405</b>
Univ of New Mexico Albuquerque, NM	6/4-6/5 (Thu-Fri)	1/28/2020	4/20/2020	ANE	\$270	\$75	<b>\$345</b>
Univ of New Mexico Albuquerque, NM	6/5-6/7 (Fri-Sun)	1/28/2020	4/20/2020	HYG	\$1,175	\$155	<b>\$1,330</b>
Cabrillo College Aptos, CA	6/5-6/7 (Fri-Sun)	1/28/2020	4/21/2020	HYG	\$1,175	\$300	<b>\$1,475</b>
West Coast University Anaheim, CA	6/11-6/13 (Thu-Sat)	1/28/2020	4/27/2020	HYG	\$1,175	\$300	<b>\$1,475</b>
Idaho State Univ Pocatello, ID	6/11 (Thu)	1/28/2020	4/27/2020	ANE	\$270	\$75	<b>\$345</b>
Idaho State Univ Pocatello, ID	6/12-6/14 (Fri-Sun)	1/28/2020	4/27/2020	HYG	\$1,175	\$125	<b>\$1,300</b>
Idaho State Univ Pocatello, ID	6/14-6/15 (Sun-Mon)	1/28/2020	4/27/2020	RES	\$460	\$75	<b>\$535</b>
Lake Washington Institute of Tech. Kirkland, WA	6/11 (Thu)	1/28/2020	4/27/2020	ANE	\$270	\$85	<b>\$355</b>
Lake Washington Institute of Tech. Kirkland, WA	6/12-6/15 (Fri-Mon)	1/28/2020	4/27/2020	HYG	\$1,175	\$145	<b>\$1,320</b>
Foothill College Los Altos Hills, CA	6/19-6/22 (Fri-Mon)	1/28/2020	5/5/2020	HYG	\$1,175	\$325	<b>\$1,500</b>
Clark College Vancouver, WA	6/20-6/22 (Sat-Mon)	1/28/2020	5/6/2020	HYG	\$1,175	\$70	<b>\$1,245</b>
Loma Linda Univ Loma Linda, CA	6/21-6/24 (Sun-Wed)	1/28/2020	5/7/2020	HYG	\$1,175	\$150	<b>\$1,325</b>
Lake Washington Institute of Tech. Kirkland, WA	6/25-6/27 (Thu-Sat)	1/28/2020	5/11/2020	RES	\$460	\$85	<b>\$545</b>
West Los Angeles College Culver City, CA	6/25-6/28 (Thu-Sun)	1/28/2020	5/11/2020	HYG	\$1,175	\$250	<b>\$1,425</b>
Pierce College Lakewood, WA	6/26-6/28 Fri-Sun	1/28/2020	5/12/2020	HYG	\$1,175	\$175	<b>\$1,350</b>

Exam Location	Exam Date Range	Registration Opens 2:00pm MST	Application Deadline	Exam Type	WREB Base Fee	+ School Use Fee	= Total Registration Fee
Southwestern College National City, CA	7/10-7/12 (Fri-Sun)	1/28/2020	5/25/2020	HYG	\$1,175	\$250	<b>\$1,425</b>
Oregon Tech at Chemeketa Salem, OR	7/31 (Fri)	1/28/2020	6/16/2020	ANE	\$270	\$70	<b>\$340</b>
Oregon Tech at Chemeketa Salem, OR	7/31-8/1 (Fri-Sat)	1/28/2020	6/16/2020	RES	\$460	\$170	<b>\$630</b>
Carrington College - San Jose San Jose, CA	8/7-8/9 (Fri-Sun)	1/28/2020	6/23/2020	HYG	\$1,175	\$200	<b>\$1,375</b>
Carrington College - Boise Boise, ID	8/14-8/15 (Fri-Sat)	1/28/2020	6/30/2020	ANE	\$270	\$100	<b>\$370</b>
Carrington College - Mesa Mesa, AZ	9/10-9/13 (Thu-Sun)	1/28/2020	7/27/2020	HYG	\$1,175	\$235	<b>\$1,410</b>
San Joaquin Valley - Visalia Visalia, CA	9/18-9/20 (Fri-Sun)	1/28/2020	8/4/2020	HYG	\$1,175	\$175	<b>\$1,350</b>
Rio Salado College Tempe, AZ	9/19-9/20 (Sat-Sun)	1/28/2020	8/5/2020	ANE	\$270	\$45	<b>\$315</b>
Northern Arizona Univ Flagstaff, AZ	9/25-9/26 (Fri-Sat)	1/28/2020	8/11/2020	ANE	\$270	\$55	<b>\$325</b>
Fortis College, Salt Lake Salt Lake City, UT	10/1 (Thu)	1/28/2020	8/17/2020	ANE	\$270	\$50	<b>\$320</b>
Fortis College, Salt Lake Salt Lake City, UT	10/1-10/4 (Thu-Sun)	1/28/2020	8/17/2020	HYG	\$1,175	\$100	<b>\$1,275</b>
West Coast University Anaheim, CA	10/28- 10/30 (Wed-Fri)	1/28/2020	9/13/2020	HYG	\$1,175	\$300	<b>\$1,475</b>
Carrington College - Boise Boise, ID	12/3-12/4 (Thu-Fri)	1/28/2020	10/19/2020	ANE	\$270	\$100	<b>\$370</b>
Carrington College - Boise Boise, ID	12/4-12/6 (Fri-Sun)	1/28/2020	10/19/2020	HYG	\$1,175	\$175	<b>\$1,350</b>
Concorde Career - Kansas City Kansas City, MO	12/4-12/6 (Fri-Sun)	1/28/2020	10/20/2020	HYG	\$1,175	\$70	<b>\$1,245</b>
Phoenix College Phoenix, AZ	12/11- 12/13 (Fri-Sun)	1/28/2020	10/27/2020	ANE	\$270	\$50	<b>\$320</b>
Rio Salado College Tempe, AZ	12/11 (Fri-Sun)	1/28/2020	10/27/2020	ANE	\$270	\$45	<b>\$315</b>
Rio Salado College Tempe, AZ	12/11- 12/13 (Fri-Sun)	1/28/2020	10/27/2020	HYG	\$1,175	\$170	<b>\$1,345</b>
San Joaquin Valley - Ontario Ontario, CA	12/12- 12/13 (Sat-Sun)	1/28/2020	10/28/2020	HYG	\$1,175	\$170	<b>\$1,345</b>
Pima Comm College Tucson, AZ	12/19- 12/20 (Sat-Sun)	1/28/2020	11/4/2020	ANE	\$270	\$40	<b>\$310</b>

WREB Dental Hygiene Department

It's always helpful to put a face to a name. When you receive correspondence from WREB, there's a real person behind it. Robin Yeager oversees all dental hygiene exam operations, assisted by Phelecia Cook-Gyder. Exams are assigned to one of the dental hygiene coordinators—Sarah, Kathy, Emily, Odette and Tawanda—who expertly prepare all exam materials and correspond with Schools, Examiners and Candidates. They are all here to help you and answer all your questions and concerns.



**Robin Yeager**  
Director of Hygiene  
Operations



**Phelecia Cook-Gyder**  
Hygiene Supervisor



**Sarah Crumbley**  
Hygiene Exam  
Coordinator



**Kathy Reiff**  
Hygiene Exam Coordinator



**Emily Stallings**  
Hygiene Exam Coordinator



**Odette Vargas**  
Hygiene Exam  
Coordinator



**Tawanda Walker-Hall**  
Hygiene Exam Coordinator