

The Dental Staff Is Here to Serve You!



Our Dental Department's first priority is the satisfaction of the candidates. We know board exams are stress to the *nth* degree. We want to assure you that we will continue to do our best to make your exam experience—from application to results—as painless as possible.

If you want to put a face to a name, here is a picture of our dental staff. From left, Jennifer Dahl, Evonne Lavigne, Cheri Watson, Denise Ramos, and Linda Paul.



WREB/A National Dental and Dental Hygiene Testing Agency

9201 North 25th Avenue, #185
Phoenix, AZ 85021



www.wreb.org

Fall 2007



COMMENTS TO CANDIDATES

by Dr. Timothy Saunders, Professor of Clinical Dentistry, University of Southern California

It goes without saying: be prepared! Your dental education has more than given you the clinical and didactic skills to successfully challenge the WREB Examination. I have a few comments, however, that I want to pass along to each of you as you prepare for the examination.

1. Read the WREB Candidate Guide, then read it again, highlighting those areas that you feel are important to you and those to which

you might want to refer later. Generally, most questions asked by candidates at exam orientation were thoroughly reviewed and answered in the Guide.

2. Patient selection is one of the most troubling aspects of any clinical examination. Start early reviewing your patient needs, making sure you have diagnostically clear radiographs that accurately detail the lesions you plan on submitting for treatment. Lesions should be to and/or through the DEJ. Do not submit if in question. Remember, if you would not normally diagnose this lesion for treatment, you should not submit it for the examination. The periodontal patient

continued on page 5

Let Someone Else Choose Your Patient?

Not only is finding a patient the most important part of your exam, it can also be the most frustrating.

WREB has heard over and over from candidates who were unsuccessful; comments like, "But my instructor checked my patient and said he was perfect!" or, "I paid big bucks for this patient and they guaranteed she would qualify" or, "My father is a dentist and he said this was a great patient."

As unfortunate as these remarks are, they indicate a lapse in judgment or perhaps just a lapse in self-confidence on the candidate's part. You have the Candidate Guide which clearly states the criteria for patient acceptance. Often, those you consult do not have that information or have only a cursory understanding of it. Regardless of outside reassurances, you will be the one to suffer the consequences if your patient does not qualify.

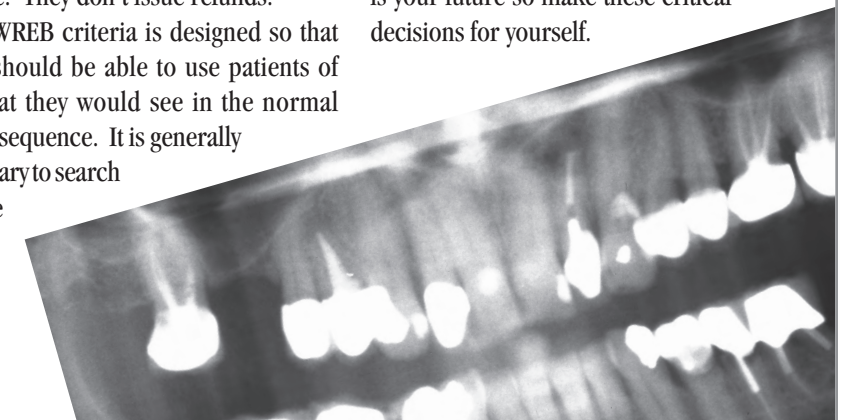
An emerging new issue is the presence of patient procurement agencies. These for-

profit organizations claim to have patients pre-screened and acceptable for board exams. They hawk their wares at exam sites for those who are frantically searching for a patient. They may imply that they have a relationship with WREB or special knowledge of WREB requirements. They do not. WREB does not endorse these companies, nor does it want them on the premises during any of our board exams. They will charge you a premium price for a patient who may not be acceptable. They don't issue refunds.

The WREB criteria is designed so that students should be able to use patients of record that they would see in the normal treatment sequence. It is generally not necessary to search

outside your own patient pool. If you are taking an

exam in another city, it may be necessary to obtain an outside patient. If so, Board candidates have been finding patients through friends, through school clinics, through homeless shelters, once in awhile, a workman at a school! The key is that the candidate screens the patient after thoroughly studying the WREB Candidate Guide. You are the best person to choose the best patient. Do not give over your clinical judgment to someone else who has no stake in passing the exam. It is your future so make these critical decisions for yourself.



Advice For A Stress-Free Exam Preparation

by Jennifer Dabl, Dental Exam Coordinator

Knowing how to prepare for the WREB is the key to a stress-free exam. Over the years, we have asked our Candidates to give their advice on how to do just that. The number one thing that Candidates are in agreement with is that it is important to read the Candidate Guide and the school information. In fact, many say you should read them several times. And, since the grading examiners score according to the criteria found in the Candidate Guide, this is the perfect way to study.

Patient selection is very critical. You should schedule reliable, cooperative patients and explain in detail the process of the exam and what role they play in your success. Since patient selection is the Candidate's responsibility, you should read the patient criteria and understand the broad range of patients that are acceptable for the procedures.

Completing your application process and making sure that you have successfully submitted all required documents will help cut down on time spent preparing for the exam. Remember, space in all exams is limited and ensuring that WREB has received your proof of qualification, photos, general information/policy agreement and exam payment will help to get you into the exam that you want.

A final tip from past WREB Candidates is that you should spend time with the type of equipment used at the exam and visualize steps for each procedure, making sure to have all available instruments and supplies. Information regarding equipment and supplies can be found in the school information and the Candidate Guide.

Now that you have heard some advice from previous WREB Candidates, just remember one last thing – RELAX!

How To Successfully Submit a Complete Dental Application

by Cheri Watson, Dental Exam Coordinator

Every year, WREB encounters Candidates who find the application process easy and self-explanatory, and yet others often need clarification as to what constitutes a complete application. To apply for an exam, whether it be online or by mail-in application, there are required items that need to be submitted in order for WREB to properly process an application.

Here are a few tips to help you during the application process:

- First, decide which site you wish to apply for. Keep in mind that applying early could play a key role in whether or not you are able to obtain a space in the exam of your choice. You may want to have a second choice in mind in case your first choice is full.
- When filling out an application, make sure all information is accurate, current, and legible. Remember, the information you list on your application will be on file and used when sending e-mail correspondence, mailing your candidate packet, schedule, and exam results.
- Go through the check list to make sure you have included the required materials for the application.

Be sure that you send in your application materials immediately. You may want to use an express service for mailing in your required items. This is a good way for you to track and verify that your application has been received.


Below is a list of items that will need to be submitted. Following these guidelines will help ensure that your application is complete.

- General Information/Policy Agreement Form.
- Two recent, (taken within the past 6 months), identical, head and shoulders passport photos.
- Exam Fee (payable by Cashiers Check, Money Order, or Credit Card if applying online)

Be sure to include the \$100 late fee if applying on or after the application deadline.

- Proof of Qualification (can be submitted at a later date, but must be received in the WREB office no later than three weeks before the first day of the exam).

Once you have sent the paperwork listed above, you can feel confident that you have successfully submitted a complete application.



ETHICS Is Not An Elective by Nance Wabsbaw, Sr. DH Exam Coordinator

With a number of ethical breaches in dental schools as well as testing environments occurring each year, one is left wondering what exactly is the cultural message students are internalizing that makes this behavior acceptable. With articles in various media proclaiming that probably 80% of all students cheat, what kind of a society is being constructed by the upcoming generation?

One of WREB's main reasons for existence is to protect the public. Having been involved in at least one case of breach of trust by a candidate in the past year, we have been doing a lot of thinking about ethics, dentistry, and the public.

The "it's all about me" culture in which many were reared has done little to promote thinking of others as equally important participants with us in life. Carried to its logical conclusion, without ethics there is no way to ensure that anyone will get quality or even safe treatment. How could we even expect that from someone who cheated his or her way through school?

If, in fact, one is driven to cheating either in school or on a board, it could mean a number of things, not the least of which is the cheater is trying to pursue a profession not meant for them. Worse is the sloth that allows someone to think that someone else can do their work for them. There really is no free lunch. Sliding along on a path others have cleared eventually comes back to haunt in the form of a malpractice suit, a ruined practice, a damaged patient, a devastated sense of self worth...

Wouldn't it simply be easier and less stressful to do your own

work and when tempted to help another cheat, to simply ask them to do their own work as well? No one is hurt in this scenario and, in fact, everyone benefits.

WREB is very proud of the vast majority of our candidates who clearly display ethical behavior in their testing situation. It is very difficult if not impossible to test morals and ethics in dentistry or most other professions. But when something unethical happens in a testing environment we are once again reminded how crucial an ethical underpinning becomes in any field of endeavor. The ripple effect of cheating one's way through life is quite startling to consider.

One practical way to demonstrate your desire to treat your patients ethically and humanely can be accomplished at the board exam. Providing food and water for patients, particularly those undergoing multiple procedures is the right thing to do. WREB has observed a few cases where patients' basic needs during the exam were not met and the patient was unable to continue. That means the candidate fails. So, not only is this ethical treatment but it is in your best interests to make the patient as comfortable as possible.

If you are tempted to cheat in any way on your Boards, we implore you on behalf of a civilized society to consider the possible outcomes to you, your career, and others who care about you and for whom you have sworn to care by becoming a dental professional.

Comments to Candidates continued from page 1

must meet the requirements listed in the Guide.

3. Since patients are often difficult to find, you can work in groups in order to secure your patients. This might also provide secondary patients for the group, if needed. In eleven years of monitoring dental examinations, I have never seen a candidate fail the examination based on a failure to submit a qualified patient for treatment. Patients are available for treatment at the examination site. You simply need to vocalize your situation.
4. Again read the WREB Candidate Guide. Complete all forms as required and submit your patient for treatment approval with all information requested.
5. The endodontic portion of the examination seems to challenge some candidates, so practice. Use the tyodont as outlined in the Guide and practice those procedures that you will be performing

on the examination. You are not asked to perform procedures that you have not been taught.

6. Candidates have ample time to complete the clinical examination. Plan your clinical schedule in advance and use your time appropriately. Just because you have "time," do not waste it. Remember you may need extra time if you encounter difficulties of any kind.
7. When you have completed the examination, review all paper work, ensuring that appropriate information, signatures, etc. are all in order. Submit your completed package to WREB officials as required.
8. Thank your patients, your assistant, and those who helped you through the examination. Feel confident that you did what you have been thoroughly taught to do and know that the results of this experience will be positive.



The mission of WREB is to be a leading developer and administrator of consistently valid, reliable, state-of-the-art competency assessments administered with honesty, integrity, and appropriate technology via a collaborative effort of its administrative staff, educators, consultants, and examiners for Dental Health Care Providers and State Agencies that license dental professionals.

Dental 2008 Examination Schedule

These are the dates we have at press time. Continue to watch our web site (www.wreb.org) for possible revisions.

Exam Location	Exam Date	Application Deadline	Fee*
Nova Southeastern University • Ft. Lauderdale, FL	March 7-10	January 22	\$1585
VA Commonwealth University • Richmond, VA	March 13-16	January 29	\$1700
University of Kentucky • Lexington, KY	March 14-17	January 29	\$1600
University of Colorado • Aurora, CO	March 14-17	January 29	\$1860
University of California, Los Angeles (UCLA) • Los Angeles, CA	March 26-29	February 11	\$1725
Case Western Reserve University • Cleveland, OH	March 27-30	February 11	\$1500
University of Nevada, Las Vegas (UNLV) • Las Vegas, NV	March 29-April 1	February 11	\$1550
New York University • New York, NY	April 3-6	February 19	\$1600
Loma Linda University • Loma Linda, CA	April 4-8	February 19	\$1650
Creighton University • Omaha, NE	April 10-13	February 25	\$1550
University of Missouri-Kansas City (UMKC) • Kansas City, MO	April 10-13	February 25	\$1380
Boston University • Boston, MA	April 10-13	February 25	\$1500
Temple University • Philadelphia, PA	April 17-20	March 3	\$1725
Baylor College of Dentistry • Dallas, TX	April 18-22	March 4	\$1550
Tufts University • Boston, MA	April 19-22	March 10	\$1550
University of Louisville • Louisville, KY	April 24-27	March 10	\$1550
University of Iowa • Iowa City, Iowa	April 25-28	March 11	\$1600
University of Pittsburgh • Pittsburgh, PA	April 30-May 3	March 17	\$1800
University of Texas at San Antonio • San Antonio, TX	May 2-5	March 18	\$1550
University of Oklahoma • Oklahoma City, OK	May 2-5	March 18	\$1700
University of Texas at Houston • Houston, TX	May 15-18	March 25	\$1825
University of Southern California (USC) • Los Angeles, CA	May 16-19	March 31	\$1550
Oregon Health & Science University • Portland, OR	May 23-26	April 8	\$1600
University of the Pacific • San Francisco, CA	May 30-June 2	April 14	\$1878
University of California, San Francisco (UCSF) • San Francisco, CA	May 30-June 2	April 14	\$1728
A.T. Still University of Health Sciences AZ School of Dentistry & Oral Health • Mesa, AZ	June 5-8	April 21	\$1530
University of the Pacific • San Francisco, CA	June 6-9	April 22	\$1878
Loma Linda University • Loma Linda, CA	June 13-17	April 28	\$1550
University of Washington • Seattle, WA	June 18-21	May 5	\$1600
Baylor College of Dentistry • Dallas, TX	August 8-11	June 23	\$1550
University of Southern California (USC) • Los Angeles, CA	August 15-18	June 30	\$1550
University of Southern California (USC) • Los Angeles, CA	December 12-15	October 27	\$1825

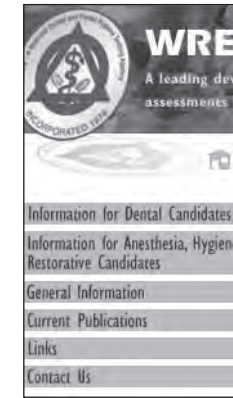
*Does not include the fee to take the CSW exam.

Getting the most out of the WREBsite

WREB hopes this article will give you some useful tips on having an efficient and enjoyable browsing experience.

Navigation

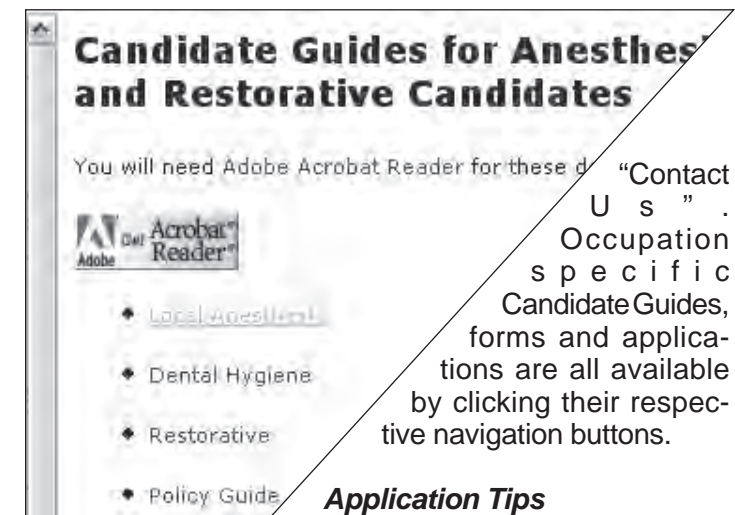
The WREBsite follows a fairly standard layout scheme to make user interaction as simple and efficient as possible. You will notice that the WREBsite is split into two frames for your browsing pleasure. The left frame is used for navigation and allows you to quickly access desired content while the right frame is where the selected content is displayed. If at any time you get lost or simply wish to return to the main page, click on the little green icon of a house located above the navigation.



Content

The WREBsite is chock-full of useful information available 24 hours a day! Content is highly organized with options specifically for Dental,

Anesthesia, Dental Hygiene, and Restorative professions. Also available is general information such as our history, member boards and of course the ubiquitous "Links" and



Application Tips

There are a few consistent mistakes made by applicants when applying for the WREB examination.

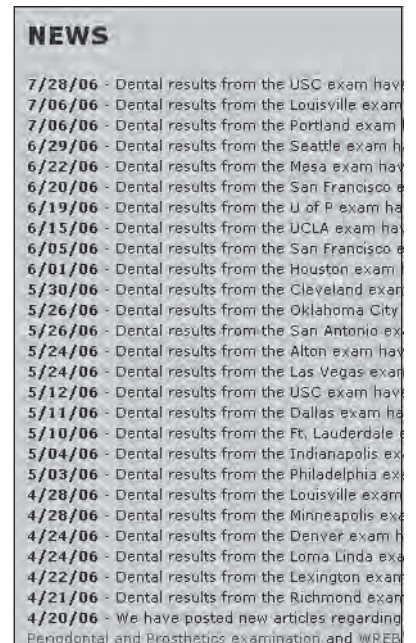
- 1) The online application functions best with PCs running Internet Explorer or Mozilla Firefox. You want to ensure that you are using the latest version of each. Macs or non-standard browsers such as Opera or Safari may result in the WREBsite operating incorrectly.
- 2) Adobe Acrobat Reader (free for download at www.adobe.com) is a **MUST** to view or print any of our forms and documents.
- 3) Breathe, slow down, and read all information carefully. Refund policies and the application process are clearly stated before the online applica-

tion begins and should not be a surprise to anybody.

- 4) Do not input spaces, dashes, or hyphens in your credit card numbers. I know it looks funny, but this is the **#1** cause for payment rejections.
- 5) If you forget or are unable to download the Online Application Forms after the application process, **DON'T WORRY!** They are available at any time under the "Exam Forms" link. Please keep in mind that the Online Application Forms are occupation specific.

General Tips

- 1) Check the main page frequently. There are "NEWS" and "INFO" sections that are updated frequently.
- 2) Please do not call to find out if your Dental Score Card has been mailed. We post under the "NEWS" section as soon as they have been mailed.
- 3) The "NEWS" section will be the first place to announce when WREB begins accepting applications for the 2008 exam season.
- 4) Duplicate score card request forms are available under each of the occupation specific links. It is much faster to print the form from the WREBsite than having WREB mail you one!



If you have any questions, please feel free to contact your respective occupation department:

Anesthesia/Hygiene/Restorative Department
hygieneinfo@wreb.org

Dental Department
dentalinfo@wreb.org

Happy Browsing!